

The Visiting Student Learning Opportunities™ (VSLO®) Program by the Numbers

ACADEMIC YEAR 2022-23



Visiting Student Learning Opportunities™

Students had various goals for pursuing away rotations:

Secure a letter of recommendation.

Consider a specialty not offered at their Home institution.



Explore a residency program.



Meet specialty or degree requirements.



Explore a specialty other than their intended specialty.

The Visiting Student Learning Opportunities™ (VSLO®) platform has broad usership. Students can search for away rotation opportunities that are a match by specialty, timing, geography, and Host location.



326
Home institutions*



335
Host institutions*



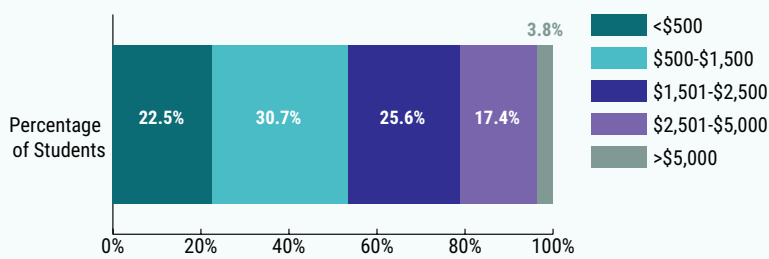
21,257
Learners*

*Includes both U.S. and global counts.

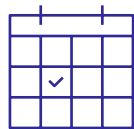


The cost of an away rotation depends on many variables. Traveling to the rotation, short-term housing costs, and application/tuition costs are the expenses students mentioned most frequently.

STUDENT OUT-OF-POCKET AWAY ROTATION EXPENSES

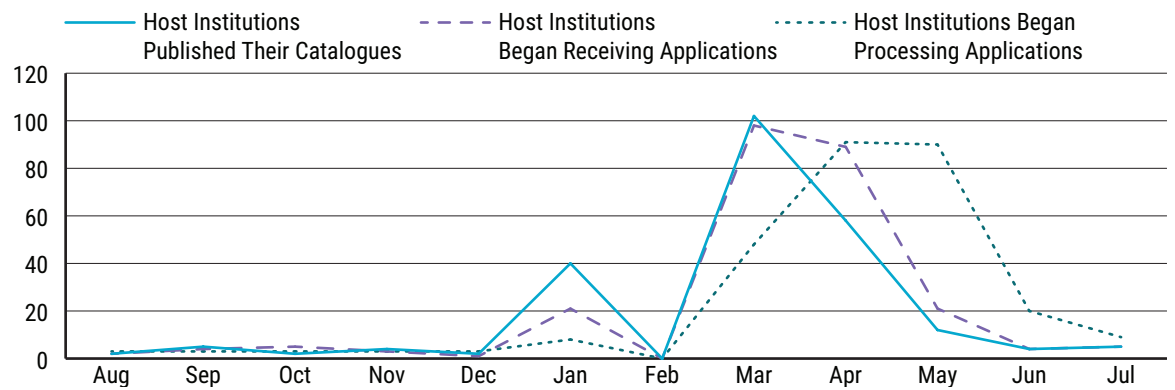


These data are from the VSLO Student Post-rotation Survey (Academic Year 2022-23).

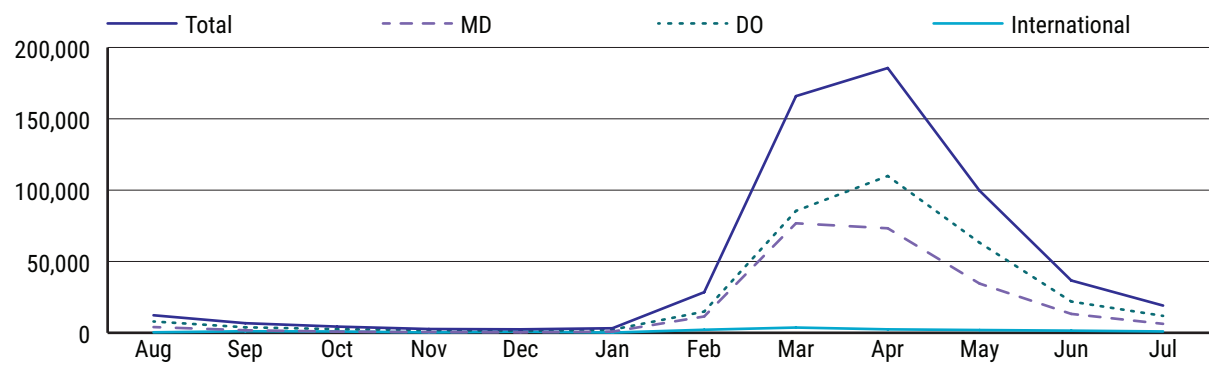


Because students' rotation schedules are driven by their individual and medical school calendars and curriculum, there is no overarching official calendar for when students complete an away rotation. To accommodate our learners and programs, the VSLO platform is open all year.

HOST INSTITUTION ACTIVITY IN ACADEMIC YEAR 2022-23



APPLICATION ACTIVITY BY STUDENT TYPE IN ACADEMIC YEAR 2022-23



The schedules on which Host institutions review applications and send student offers vary. Hosts are encouraged to provide offers to students at least 30 days prior to the start of a rotation.

AVERAGE TIME BETWEEN SUBMITTING AN APPLICATION AND ATTENDING A ROTATION



VSLO Host institutions offered rotations in 90 different specialty and subspecialty areas. A total of 13,799 unique electives (and to better match students' schedules, many more alternative date options for each of these specialty rotations) were available through the VSLO program in the 2022-23 academic year. Below is information about the specialties with the highest volume of VSLO unique and alternative date applications.

SPECIALTY AWAY ROTATIONS WITH THE HIGHEST VOLUME OF VSLO UNIQUE AND ALTERNATIVE DATE APPLICATIONS

Specialty	Unique Electives Offered*	Total Offers Made	Offers Accepted
Internal Medicine	2,192	2,515	1,335
Pediatrics	2,054	1,604	1,042
Obstetrics and Gynecology	889	980	524
Surgery-General	1,401	1,525	752
Emergency Medicine	613	2,621	1,137
Anesthesiology	452	1,144	460
Psychiatry	855	960	446
Family Medicine	550	1,235	582
Radiology-Diagnostic	584	1,087	502
Orthopaedic Surgery	428	1,428	994
Dermatology	271	722	463
Neurology	431	571	259
Physical Medicine and Rehabilitation	241	558	238
Ophthalmology	284	563	260
Urology	267	529	300
Otolaryngology	248	483	217
Pathology-Anatomic and Clinical	423	695	123

* The data do not reflect the additional alternative dates available for these unique electives.



Through the VSLO program, students have a high success rate in finding and attending away rotation opportunities.

VSLO APPLICANTS AND ACCEPTANCES BY STUDENT TYPE

	Applicants	Average Number of Electives Applied to	Offers Made by Institutions	Offers Accepted by Students
MD Students	12,254	8.00	23,608	6,081
DO Students	7,559	14.00	21,773	5,995
International Students	1,444	6.00	635	35
Total	21,257	10.00	45,381	12,076

This VSLO graphic was created to assist students and their advisors as students develop their individual away rotation strategies.

As the VSLO program develops additional data products, we welcome your comments about what data would be most valuable to you or a future medical student. Please send your ideas to the [AAMC Support Center](#).

Association of American Medical Colleges