



UNIVERSITY *of* MARYLAND
SCHOOL OF MEDICINE

EXTRAMURAL ROTATIONS “THE AWAY”

Information for Students Considering an Away Rotation

Presentation

Agenda:

- What is an Extramural Elective?
- How do I decide where to rotate?
- How does VSLO work?
- Q&A
- Student Panel Discussion

What is an Extramural Elective AKA Away Rotation?

- An “Away” rotation is any course, not in the UMSOM course catalog, taken for credit at an external institution
- Requires application to host school and **registration at SOM**
- May be used toward SOM graduation requirements as one of the required electives

Why do students participate in Away Rotations?

- Residency application requirement
- Enhance competitiveness for a residency application
- Student preference
 - Visit a program/location of interest
 - Participate in unique experience not offered here

Are Away Rotations Required?

Required	Strongly Considered	Recommended	May be Considered
<ul style="list-style-type: none">• Emergency Medicine (should do at least ONE EM away rotation)	<ul style="list-style-type: none">• Child Neurology• PM&R• Specialties with no home program	<ul style="list-style-type: none">• Dermatology• Neurosurgery• Ophthalmology• Orthopedic• Otolaryngology• Plastic Surgery• Urology	<ul style="list-style-type: none">• Anesthesiology• OBGYN• Psychiatry• Surgery/General

Factors to Consider



Opportunities

Exposure to Different Clinical Settings

- New hospital system, patient population, and workflow - can broaden clinical perspective

Networking Opportunities

- Build relationships with faculty and residents at another institution, which can help if you're considering applying there for residency

Showcase Your Skills

- Performing well on an away rotation can strengthen your application and potentially lead to strong letters of recommendation

Clarify Career Goals

- "Test-drive" program or specialty environment -see if learning style aligns with your goals before committing

Learn Unique Techniques or Resources

- Specialized procedures or technology you might not see at your home

Challenges

Financial Cost

- Travel, housing, and application fees; Some rotations are in high-cost cities.

Stress and Adjustment

- Adapting to a new environment, EMR system, and expectations can be stressful.

Limited Time to Impress

- You have only a few weeks to make a strong impression, which can feel high-pressure.

Risk of Burnout

- Away rotations often occur during busy periods -added travel and logistics can be exhausting.

Uncertainty

- No guarantee the rotation will lead to an interview or match advantage, so the return on investment can vary.

Top Three Tips: Financing Your Away

Plan Ahead

Apply early through VSLO and research programs.



Understand the True Cost

Away rotations costs vary. Conduct diligent and thorough research, especially from a cost of living standpoint. Budget early and include application fees, transportation, housing, meals, and any additional costs like parking.

Explore Financial Aid Options / Meet with OSA Financial Aid Team


Some schools allow students to request a Cost of Attendance (COA) increase for away rotations, enabling additional federal loans. ☆

Questions? Contact Juanita Simmons or Sofia Cascio

Visiting Scholars Resources Database

Institution/Organization Name	Opportunity Name	Contact Name	Contact Email	Specialty	Link	Research Component
University of Vermont Larner College of Medicine	Visiting Student Scholarship	Tiffany Delaney	inclusive.excellence@med.uvm.edu	Dermatology, Emergency Medicine, Neurological	Visiting Student Scholarship»	No
Dartmouth-Hitchcock	Program				Program»	No
Harvard Medical School	Visiting Research Internship Program (VRIP)	Lyn Fulton-John	lyn_fulton-john@hms.harvard.edu	All	Visiting Research Internship Program»	Yes

26-27 Updates
Coming Soon!



<https://students-residents.aamc.org/visiting-student-learning-opportunities/explore-visiting-scholars-resources-database>

Decisions, decisions!

Where should I rotate?

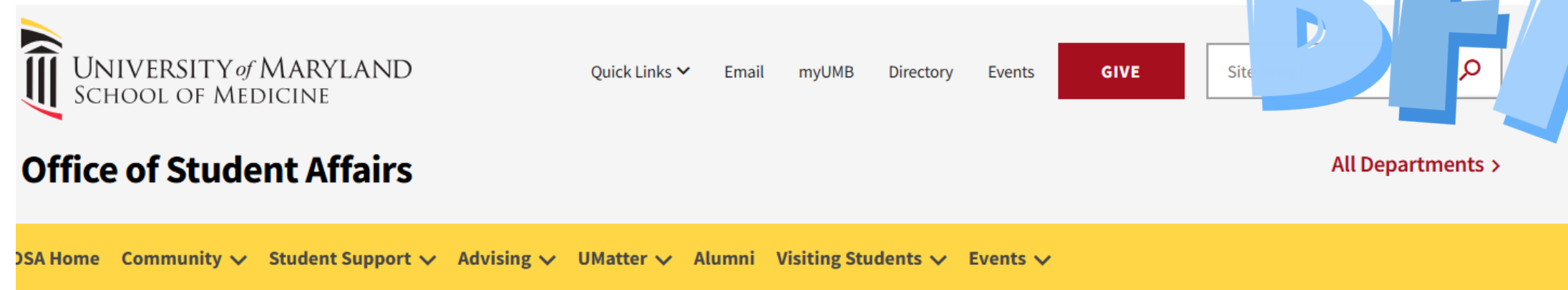


Residency Application Manual > The Advanced Clinical Phase

Decisions, decisions!
continued...

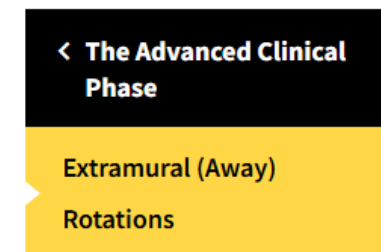
Bookmark this page!
Plethora of resources
and info!

[Residency Application
Manual >Advanced
Clinical Phase](#)



Extramural (Away) Rotations

Home > Offices of the Dean > Office of Student Affairs > Advising > Residency Application Manual > The Advanced Clinical Phase > Extramural (Away) Rotations



Extramural (Away) Rotations

Students in good academic standing may participate in **extramural rotations during the Advanced Clinical Phase**. Participating in an extramural rotation allows students to explore a specialty, residency program, or geographic area of interest, observe how clinical training is conducted at other institutions, and network with faculty and peers in their chosen field.

- An extramural rotation—often referred to as an “away” rotation—is any clinical course taken at another institution that is not listed in the UMSOM Course Catalog.
- These rotations may be pursued as part of the residency application process or simply as an opportunity to gain a unique clinical experience.
- Application systems for extramural rotations are typically available in the winter (e.g., January) for rotations occurring in the summer and fall (e.g., May–November).

Residency Application Manual

Offices of the Dean > Office of Student Affairs > Residency Application Manual > The Advanced Clinical Phase

Choosing a Specialty

OSA STEPS Career Advising Newsletters

Career and

The Advanced Clinical Phase

The Residency Application - Application Systems

The Residency Application - Components

The Application - Applying to Programs

The Application - Preliminary and Transitional Year Programs

The Application - Final Steps in Applying

The Interview

Contingency Planning

The Match

Couples in the Match

Residency Information by Specialty

After the Match

2025 Residency Programs Virtual Open Houses

The Advanced Clinical Phase

The Advanced Clinical Phase of the Renaissance Curriculum begins after students have completed the requirements of the Clerkship Phase. The Advanced Clinical Phase consists of 32 weeks of instruction, including two 4-week sub-internships, six 4-week elective rotations, and one 4-week Transition to Residency course. The Advanced Clinical Phase affords students an opportunity for individualized schedules to meet personal and professional goals. OSA Advisors, Specialty Advisors, and Peer Advisors are available for consultation in developing a schedule that fits your needs.

What is an Extramural Rotation?

An Extramural Rotation is any course **not** in the UMSOM Course Catalog that is taken at another institution. Students in Good Standing may apply for, register, and take an extramural rotation in the Advanced Clinical Phase.

Extramural rotations, often referred to as "away" rotations, can be a part of the residency application process or simply an opportunity for a student to participate in a unique experience at another institution. Doing a rotation at another institution can be a way to explore a specialty, program, or location of interest. It may also be a good opportunity to see how things are done at other institutions and/or to network with faculty in your specialty.

What is the Process?

Timing:

- Students may participate in extramural rotations in the Advanced Clinical Phase.
- Applications systems are generally available in the winter (e.g., January) for rotations in the summer/fall (e.g., May-November).

Deciding Where to Apply:

- Consider programs of interest where you are competitive for residency applications.
- Seek advice from faculty mentors in your specialty and the Office of Student Affairs (OSA).

Helpful Resources:

- [AAMC Visiting Student Learning Opportunities \(VSLO\) Database](#)
- [AMA Frieda Database](#)
- [UMSOM - Where Our Students Match](#)
- [VSLO Program by the Numbers](#)
- [VSLO Student Checklist](#)

Check-out recent Away Rotations | Locations & Specialties:

[2021-2022 Away Rotation Data](#)

[2022-2023 Away Rotation Data](#)

[2023-2024 Away Rotation Data](#)

[2024-2025 Away Rotation Data](#)

[2025-2026 Away Rotation Data](#)

Application Systems:

Check-out recent Away Rotations | Locations & Specialties:

[2021-2022 Away Rotation Data](#)

[2022-2023 Away Rotation Data](#)

[2023-2024 Away Rotation Data](#)

[2024-2025 Away Rotation Data](#)

[2025-2026 Away Rotation Data](#)

Decisions, decisions!
continued...

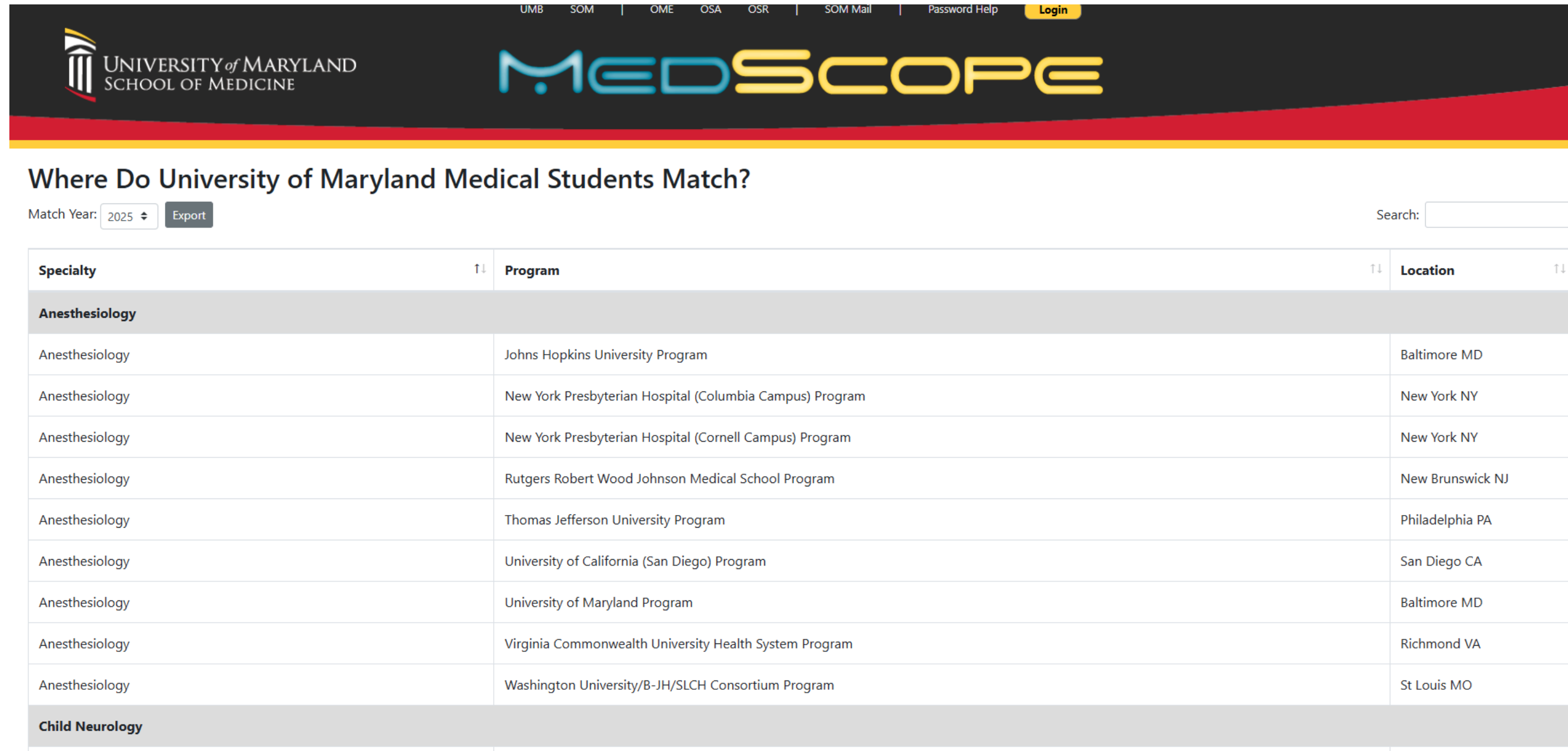
Check out info on
previous rotations by
year, specialty, and
location:

[\(Residency Application Manual >Advanced Clinical Phase\)](#)



Decisions, decisions!
continued...

Check out where UMSOM Alumni have Matched:



The screenshot shows the MedScope website header with the University of Maryland School of Medicine logo and navigation links (UMB, SOM, OME, OSA, OSR, SOM Mail, Password Help, Login). Below the header is the title "Where Do University of Maryland Medical Students Match?" and a search interface with a dropdown for "Match Year" set to "2025" and an "Export" button. A search box is also present. The main content is a table with columns for Specialty, Program, and Location. The table is filtered by "Anesthesiology" and shows 10 rows of matches. A section for "Child Neurology" is also visible at the bottom of the table.

Specialty	Program	Location
Anesthesiology		
Anesthesiology	Johns Hopkins University Program	Baltimore MD
Anesthesiology	New York Presbyterian Hospital (Columbia Campus) Program	New York NY
Anesthesiology	New York Presbyterian Hospital (Cornell Campus) Program	New York NY
Anesthesiology	Rutgers Robert Wood Johnson Medical School Program	New Brunswick NJ
Anesthesiology	Thomas Jefferson University Program	Philadelphia PA
Anesthesiology	University of California (San Diego) Program	San Diego CA
Anesthesiology	University of Maryland Program	Baltimore MD
Anesthesiology	Virginia Commonwealth University Health System Program	Richmond VA
Anesthesiology	Washington University/B-JH/SLCH Consortium Program	St Louis MO
Child Neurology		

<https://medscope.umaryland.edu/thematch>

Decisions, decisions! continued...

Check out the
[AMA Frieda](#)
[Database](#)
search by specialty
& location

The screenshot shows the top navigation bar of the AMA FREIDA website. It includes the AMA logo, the text 'FREIDA™', and buttons for 'Join' and 'Renew'. A search bar is present with the placeholder text 'Search by Specialty or Program ID'. To the right of the search bar are links for 'Member Benefits' and 'Sign In'. Below the navigation bar is a secondary menu with links for 'Explore Specialties', 'Tools & Resources', 'Vacant Positions', 'Institution Directory', and 'Program Director Portal'. The main content area has a dark blue background. On the left, it says 'FREIDA™ THE AMA RESIDENCY & FELLOWSHIP DATABASE' and 'Search by Specialty'. Below this is a search bar with the same placeholder text. A link 'View All Specialties' is provided for users unsure of what to search. A 'View Specialty Guide' button is also present. On the right, a text block describes FREIDA as a free application for searching over 13,000 accredited programs. A 'Member Benefits' button is located at the bottom right of this section.

Decisions, decisions!
continued...



☆ **Pro Tip!**



Engaging in **conversations**
with peers and seeking
guidance from specialty
advisors and /or OSA
Deans can provide valuable
insights and support.
Reach out and connect!

VSLO 101:
Away
Rotations




AAMC

Visiting Student
Learning Opportunities™

VSLO 101: Away Rotations

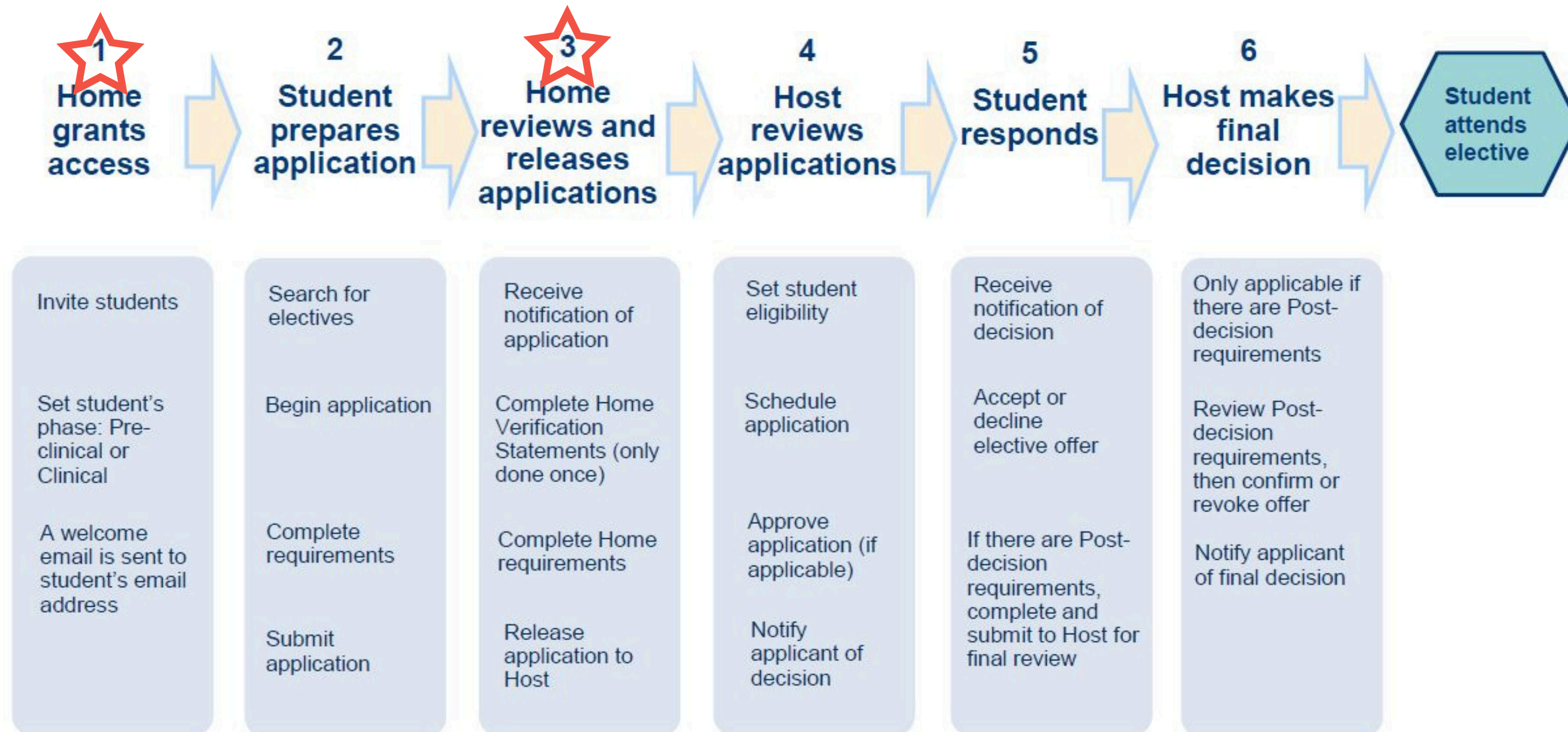


Questions? Contact: [Bailey Jenkins](#)

- Visiting Student Learning Opportunity, hosted by AAMC
- Most institutions utilize [VSLO](#)
- Schools who do **not** participate in VSLO – follow instructions on webpages
- Anything notated with a  indicates that OSA will assist

VSLO 101:
Away Rotations
continued...

VSLO Process Flow



The VSLO program charges a flat fee of \$15 per application. Application fees are per elective regardless of requested dates for that elective. Some institutions might have additional fees.

Visiting Student Learning Opportunities™ (VSLO®) **APPLICANT CHECKLIST**



There are several Visiting Student Learning Opportunities™ (VSLO®) program tasks that you will need to complete as you apply to electives. Below is a checklist to assist you.




Research Participating Institutions

- Visit the [VSLO Student website](#) for helpful information, such as the [VSLO Student Infographic](#), frequently asked questions, a list of participating Home and Host institutions, and more.
- Carefully read a Host institution's Institutional Summary page to view processing and tuition fees, estimated monthly expenses, and important dates for applicants.



Gain Access to the VSLO Service

- Your Home institution will send you a time-sensitive email invitation to log in to the VSLO application service.
-  Note: Each Home institution has its own process and timeline for sending student invitations.
- Ensure that you complete the actions outlined in the email before the email invitation expires.

Visiting Student Learning Opportunities™ (VSLO®) APPLICANT CHECKLIST



Prepare Your Documents

The following are commonly requested requirements. This list is *not* comprehensive. You will need to review the specific requirements of each Host institution.

- [AAMC Standardized Immunization Form](#)
- Criminal background check
- Current ACLS/BLS certification
- [CV/resume](#)
- [Letter\(s\) of recommendation](#)
- Malpractice/liability insurance
- [Personal statement/letter of interest](#)
- Photograph
- Transcript
- United States Medical Licensing Examination Step 1/COMLEX-USA Level 1 Score Report

Pro Tip!



Give yourself plenty of
time to gather
documents!

Note: You can proactively upload these documents into the My Documents section of the VSLO application service so that they are easy to access when you are ready to complete your application.

Visiting Student Learning Opportunities™ (VSLO®) **APPLICANT CHECKLIST**



Apply to Electives

- Search for electives and add them to your Saved Electives.
- Carefully review the elective details to view the application requirements for each elective.

Note: Requirements will be at the predecision or postdecision phase. If a requirement is listed as postdecision, you will not need to provide that specific requirement until you receive an acceptance offer.




Complete Your VSLO Application

- Complete all sections of your VSLO application.

Note: You are *not* required to complete your application in one sitting and are advised to take your time with each section.

- Submit your application.

 Note: Your application will be sent to your Home institution first for their review and to upload any requirements they are responsible for (for example, your student transcript). Once your Home institution completes their review, they can send your application to the Host institution.



Monitor Your Dashboard

- Check your VSLO dashboard and email regularly for communications from Host institutions. You will receive notifications indicating any actions you may need to take. For example, a Host institution may request that you resubmit a particular requirement.

What other documents might institutions request?

- COVID-19 & Flu Vaccination Documentation
- Mask Fit Test Documentation
- HIPPA & OSHA Training Certificate
- Toxicology Screening**
- BLS/ACLS Certificate
- Professional Liability and Malpractice Coverage
- Proof of Personal Health Insurance
- Letter of Recommendation(s)
- Criminal Background Check**

***Student responsible for additional costs. Please note, requirements vary by state.*

VSLO 101:
Away Rotations
continued...

What documents can OSA help with?

- Mask Fit Documentation *
- Letter of Good Standing *
- HIPPA Training (Good Guy Letter) *
- Bloodborne Pathogen/OSHA Training (Good Guy Letter) *
- Professional Liability and Malpractice Coverage *
- Official Transcript*
- Uploading Letters of Recommendation
- **Affiliation Agreements**

 * Submit a request for these items via the [Away Rotation Document Request Form](#)

Pro Tip!



Give yourself plenty of time to gather documents!


VSLO 101:
Away Rotations
continued...

What is an Affiliation Agreements?

- Training Affiliation Agreement (TAA) is a **required**, formal contract between academic institutions.
- Outlines terms for students or trainees to participate in clinical experiences.
- Defines responsibilities, compliance requirements, liability, and supervision to ensure a safe, accredited educational experience without financial compensation.
- ☆ • Process completed by OSA staff, can take several weeks and sometimes months—initiate early after acceptance.

Questions about Affiliation Agreements? Contact: Bailey Jenkins


Procedures & Policies



- All Advanced Clinical Phase rotations last 4 weeks.
- Students may take a 3-week elective when academic calendars conflict, as long as it includes at least 15 working days.
- Two-week rotations do not count toward graduation and cannot be combined for credit.

VSLO 101: Away Rotations
continued...

I received an offer, what's next?



- Accept or Deny Offer
- Complete Post Requirements to make it official
- Register with UMSOM using [Extramural Elective Form](#)
- Registration requires faculty approval
- Attach a copy of the official acceptance from the host institution to the Extramural Rotation Form

VSLO 101:
Away Rotations
continued...

VSLO 101: **Away Rotations**
continued...



If you do not register with UMSOM 1 month before the rotation:

- You will **not** receive credit toward graduation.
- The rotation will **not** be on your transcript.
- You are **not** covered by malpractice insurance.
- You will receive a professionalism citation, which may be noted on the MSPE.

Questions about Registration? Contact: [Brian Wynder](#)

VSLO 101: Away Rotations

continued...


Pro Tips!




**PLAN AHEAD FOR
HOUSING &
TRANSPORTATION**



**INTRODUCE
YOURSELF TO
EVERYONE**



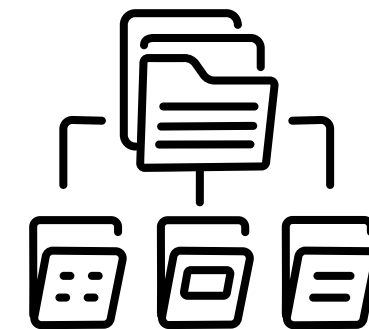
**KNOW THE
INSTITUTION'S
CULTURE**



**BE
PROACTIVE,
NOT PUSHY**



**LEARN THE
EMR BEFORE
DAY 1**



**STAY
ORGANIZED &
DOCUMENT
EVERYTHING**

VSLO 101: Away Rotations continued...



Annual VSLO Student Webinar in January

AAMC sponsored webinar will offer practical insights into choosing, preparing for, and making the most of your away rotations.

Panelists will describe key advantages of completing away rotations and share tips for planning, selecting, scheduling, and succeeding in your away rotations.

Getting Started: Gaining Access to VSLO



In the coming weeks:

You will receive an email with detailed instructions on how to get started.

Complete the following steps:

1. Complete the Extramural Rotation Module [[Extramural Rotation Registration Module](#)]
2. Complete the Attestation [[Attestation Form Link](#)]



Once you have completed both the module and the attestation, the Office of Student Affairs (OSA) will send your VSLO token within 1–2 business days.


This token will allow you to create your VSLO profile.

Interested in an International Elective?



Unique Rotations Virtual Presentation

Monday, Jan 23rd @12pm

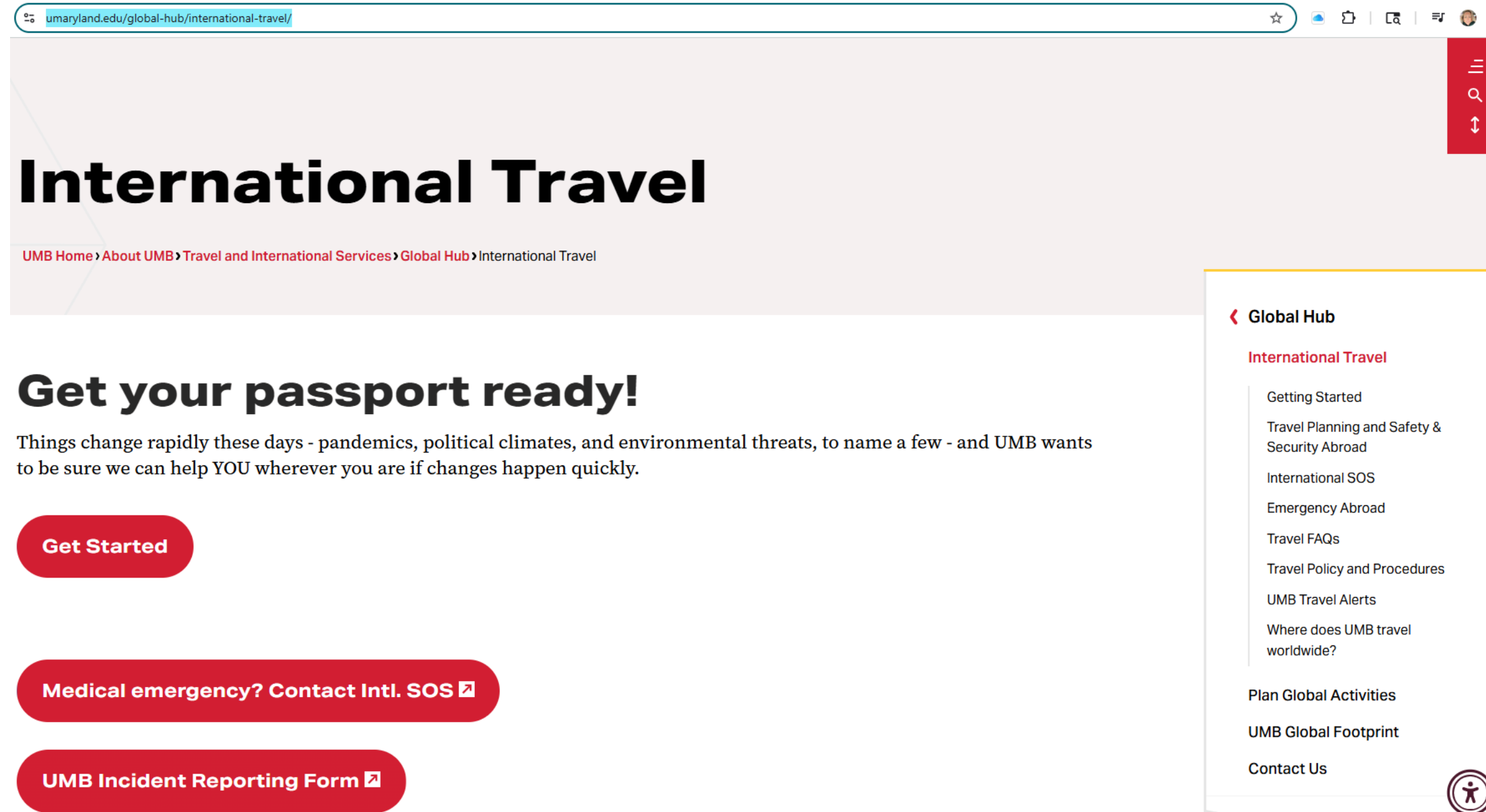


[Click Here for the Zoom Link!](#)

FAPH 550	Family Medicine in Kenya
GLHT 546	Global Health Zambia IPE
ICME 543	Ambulatory Global Health
INFE 542	Infectious Diseases and Tropical Medicine (Lusaka, Zambia)

Interested in an International Elective?

<https://www.umaryland.edu/global-hub/international-travel/>



The screenshot shows a web browser window with the URL [umaryland.edu/global-hub/international-travel/](https://www.umaryland.edu/global-hub/international-travel/). The page features a large header with the title "International Travel" and a breadcrumb trail: "UMB Home > About UMB > Travel and International Services > Global Hub > International Travel". Below the header, a section titled "Get your passport ready!" includes a subtext: "Things change rapidly these days - pandemics, political climates, and environmental threats, to name a few - and UMB wants to be sure we can help YOU wherever you are if changes happen quickly." To the left of this text are three yellow chevrons pointing right. Below the text are three red buttons: "Get Started", "Medical emergency? Contact Intl. SOS", and "UMB Incident Reporting Form". On the right side of the page, a sidebar menu is visible under the heading "Global Hub", listing various resources under the sub-heading "International Travel": "Getting Started", "Travel Planning and Safety & Security Abroad", "International SOS", "Emergency Abroad", "Travel FAQs", "Travel Policy and Procedures", "UMB Travel Alerts", "Where does UMB travel worldwide?", "Plan Global Activities", "UMB Global Footprint", and "Contact Us". A small icon of a person is located at the bottom right of the sidebar.

Interested in an International Elective?



Provost's Global Scholar Program

The Provost's Global Scholar Program provides an opportunity for UMSOM students to engage in a global health experience of their own choosing with the support of a \$2,000 stipend for educational expenses related to the proposed experience.

Before you start, review the [Global Scholar Program Application PDF](#).

Applications accepted 12/15/2025 - 2/1/2026 at 11:59 p.m.

Questions? Reach out to [Nick Cortina](#)