



# SOMnews

## Point of PRIDE



**Jane Kroh Satterfield, PT, '64**, was a longtime UMSOM benefactor and leader in the field of pediatric physical therapy. A strong advocate for education and special needs, she founded Care Resources for children in 1984 and championed for special education programs in public schools while serving on the Maryland Governor's Task Force. Her lasting legacy lives on through her endowed professorship and many other generous gifts to the PT department at UMSOM.



SOMnews is your source for all news and information regarding the University of Maryland School of Medicine, including Clinical Care, Research, Education, Community Outreach, and its Culture Transformation Initiative.

- 2 Combining Forces in the Fight Against SARS-CoV-2
- 3 A WIMS Mission at Work
- 4 Treating Parkinson's
- 5 Worth the Wait
- 6 Moving Medicine Forward Through Philanthropy
- 8 UMSOM Distinguished Professor of Surgery Receives Prestigious NIH Award

### DEAN'S MESSAGE

As we began to experience a feeling of relief that the worst of the COVID pandemic is behind us, we are faced with many new challenges, including the emergence of variants/ sub variants, the international crisis prompted by Russia's invasion of Ukraine, and the increase in violence in our local community.

I have been moved and disturbed by the daily reports of violence right here on our city streets.

Once again, I am reminded of the strong mission of the School of Medicine and the role that our dedicated empathetic faculty and staff play in preserving public health and providing comfort in times of violence and crises, locally and globally.

Our critical care medicine faculty led by Thomas Scalea, MD, The Honorable Francis X. Kelly Distinguished Professor of Trauma Surgery and Physician-in-Chief of the R Adams Cowley Shock Trauma Center at UMMC, have cared for tens of thousands of Marylanders critically injured in violent attacks. They have traveled to China and Haiti to render assistance to earthquake victims, helped train thousands of U.S. Air Force personnel and worked alongside military physicians in war-torn Afghanistan.

**We cannot turn away from the humanitarian toll we are witnessing. We must not, and we will not.**

The School of Medicine stands in full support of our faculty and staff who have family members in Ukraine and want you to know that we are praying for the safety of your loved ones. We applaud those in Ukraine's neighboring countries who have provided refuge to the thousands who have been displaced in these last few weeks, and honor those who have already lost their lives defending their country.

We are also proud of our partners at the University of Maryland Medical System, who worked in tandem with Johns Hopkins Medicine, to donate medical supplies worth more than \$4 million to support the people of Ukraine. This donation will help ensure that our fellow doctors, nurses, and medics in Ukraine have what they need to provide emergency medical care to both military and civilian casualties including children and innocent bystanders. Robert Reed, MD, Professor of Medicine at UMSOM, also set up a fundraising page to raise money for Baltimore-area doctors to travel to Poland to aid Ukrainian refugees.

All of these efforts underscore the importance of our medical school's mission: to support those suffering due to violence in our community or war abroad. We do this

### What's on My Mind...



...is the increasing violence, misinformation, natural disasters, population disruption, and injustice locally and globally.

through our commitment to the health and safety of all.

**"Injustice anywhere is a threat to justice everywhere,"** said Martin Luther King, Jr. From the streets of Baltimore to the furthest corners of the world, instances of violence, injustice, and disruption have become commonplace.

**What do we do? We save lives relentlessly.** In fact, Shock Trauma treats approximately 8,000 patients per year, of whom 96 percent survive their injuries. The Trauma Prevention Program was launched many years ago in an attempt to reduce violence-related trauma in Baltimore.

As leaders of the medical community, we do what we have always done: we save lives in the moment and continue to advance the field of research to save lives in the future.

Let us continue to engage our elected leaders and leaders in our faith-based community with suggestions that could abate the violence in our community. Some suggestions include a cocktail of accountability, educational opportunities, employment opportunities and religious and motivational mentoring.

**What else can we do? Let us reach out to those with family in war-torn countries of the world to let them know that our hearts are with them.** Let us reach out to those affected by violence in our local region. As a community of higher learning and a global enterprise with a deep commitment to ensuring the welfare of all, our saving grace is the fact that we have each other. Therefore, as we continue to face challenges, whether here at home or abroad, I encourage us all to always demonstrate our values of respect and integrity, equity, justice, and civility to each other.

In the relentless pursuit of excellence, I am  
Sincerely Yours,

E. Albert Reece, MD, PhD, MBA  
Executive Vice President for Medical Affairs, UM Baltimore  
John Z. and Akiko K. Bowers Distinguished Professor and  
Dean, University of Maryland School of Medicine





# Combining Forces in the Fight Against SARS-CoV-2

UMSOM Research Shows Experimental Drug Together with Drugs Approved by FDA for Emergency Use Blocked Replication of the Virus in Human Cells and Mice



Researchers at the University of Maryland School of Medicine (UMSOM) and University of Pennsylvania Perelman School of Medicine have identified a powerful combination of antivirals to treat COVID-19. The researchers showed that combining the experimental drug *brequinar* with either of the two drugs already approved by the U.S. Food and Drug Administration for emergency use, *remdesivir* or *molnupiravir*, inhibited growth of the SARS-CoV-2 virus in human lung cells and in mice. Their findings suggest that these drugs are more potent when used in combination than individually.

The study was published on February 7, 2022, in *Nature*.



Matthew B. Frieman, PhD

*“We demonstrated that brequinar and molnupiravir work better together than either drug alone in our mouse model of COVID-19,”* said Co-Principal Investigator **Matthew Frieman, PhD**, Associate Professor Microbiology and Immunology, and member of the Center for Pathogen Research at UMSOM. *“As the virus continues to spread and mutate, we want drugs that are accessible, easy to administer, and effective against the current and future variants.”*

Though they have not yet been tested in clinical trials, the combinations of treatments identified in their study have the potential to substantially reduce hospitalizations and deaths, said Co-Principal Investigator **Sara Cherry, PhD**, a professor of Pathology and Laboratory Medicine at the University of Pennsylvania.

There remains an urgent need for therapeutics to treat COVID-19, which has been amplified by emerging threats of new variants that may evade vaccines. In response to this demand, Dr. Cherry, and her team, along with **David Schultz, PhD**, Technical Director of the Penn High-Throughput Screening Core, screened 18,000 FDA-approved drugs in search of those with antiviral activity using SARS-CoV-2 infected in human lung cells, as they are a major target for the virus.

The researchers identified 122 drugs that showed antiviral activity against the coronavirus. One drug identified was *remdesivir*, which has been FDA-approved to treat COVID-19 infection via injection through an IV, and another was *molnupiravir*, which comes in a pill that was authorized for use in December. These drugs look similar to one of the four RNA-building blocks that comprise the genetic sequence of the virus. *Remdesivir* gets incorporated into the RNA when the virus replicates



Sara Cherry, PhD

and essentially stops it from making copies of itself. *Molnupiravir* gets incorporated into the replicating virus and causes its genetic sequence to change — essentially mutating the virus so it cannot grow.

Another category of drug candidates they identified prevents the virus from making the RNA building blocks the virus needs to replicate. One of these included the experimental drug *brequinar*, which is currently being tested in clinical trials as a COVID-19 treatment and as part of a potential combination therapy for cancer.

The team hypothesized that combining *brequinar* with one of fake RNA building block drugs, such as *remdesivir* or *molnupiravir*, could work synergistically to create a more potent effect against the virus.

It was through the Bill and Melinda Gates Foundation that Dr. Cherry’s program manager suggested her team connect with Dr. Frieman’s group as his laboratory has developed a mouse model for COVID-19. Together, the researchers tested the drugs in lung cells and in mice finding that these combinations were highly effective against multiple variants of the coronavirus.

Also, the research team found that *paxlovid* — another antiviral pill recently authorized — could be combined with *remdesivir* or *molnupiravir* for an “additive” effect against the virus.

*“Identifying combinations of antivirals is important, not only to increase the drugs’ potency against the coronavirus, but combining these drugs also reduces the risk of resistance,”* said Dr. Cherry.

The team is now in the process of testing the drugs against Omicron. They will continue to explore effective combinations of already available drugs against SARS-CoV-2.

The next step for the drug combinations tested in this study is for the Gates Foundation to move these therapeutics forward in clinical trials.

SARS-CoV-2, the virus that causes COVID-19, has infected 382 million people and led to 5 million deaths worldwide.

*“We have already lost 5 million people worldwide to the COVID pandemic, and even though we have vaccines and therapies, we are still losing people. Because of this it is of utmost importance that we continue to explore additional and more effective treatment options and antiviral medications,”* said UMSOM Dean **E. Albert Reece, MD, PhD, MBA**.



David Schultz, PhD



E. Albert Reece, MD, PhD, MBA



# A WIMS Mission at Work

UMSOM Research Shows Experimental Drug Together with Drugs Approved by FDA for Emergency Use Blocked Replication of the Virus in Human Cells and Mice

Since its inception in November 2019, the **Women in Medicine and Science (WIMS)** organization at the University of Maryland School of Medicine (UMSOM) has been deeply committed to its mission of advancing the full and successful participation and inclusion of women within academic medicine by addressing gender equity, recruitment and retention, awards and recognition, and career advancement. Serving as the organization’s newly elected president, **Kathryn Robinett, MD**, Assistant Professor of Medicine and Assistant Dean for Admissions, will lead WIMS over the next two years in supporting female faculty at all ranks including those from clinical, basic science, and administrative fields as well as those with full- and part-time work statuses.

*“I am honored the faculty elected me as the next President of Women in Medicine and Science. It is truly a privilege to work with our amazing Executive Committee and engaged members as we develop our educational series, provide leadership training, promotion coaching, and represent concerns to the Dean of the School of Medicine and the President’s Council for Women,”* said Dr. Robinett.

A wealth of professional development opportunities, leadership training, and support resources are readily available for female faculty members. Many national and campus resources, as well as recordings of previous speakers, can be found on the [WIMS website](#). Spotlighted below are some of the organization’s most significant strides in programming and initiatives.

## Leadership Training

Through the generous support of the Academy for Health Care Leadership and Management at the Johns Hopkins Carey Business School, two full leadership training scholarships are available for WIMS candidates. Following a rigorous screening process, selected participants are chosen to participate in a five-week immersive program that employs an evidence-based approach to learning essential governing skills to lead effectively and reliably in a health care environment. Academy



Kathryn Robinett, MD

participants develop a strong network with their cohort of physicians, administrators, and allied health professionals. In addition to the academic modules, students have three one-to-one meetings with a leadership coach to develop their own leadership action plan based on a robust, 360-degree self-assessment. The ideal candidate should be an UMSOM early or mid-career faculty member who has recently been appointed to a leadership role or is anticipating such a role soon, and who has little or no prior formal leadership training. This year’s scholarship recipients will be awarded in September. The program is eligible for approximately 30 hours of CME/CNE/CPE/CE credit.

*“The Academy for Healthcare Leadership and Management at the Johns Hopkins Carey Business School was an incredible opportunity. I was able to network with health care leaders from all over the world and form valuable connections. I gained valuable skills on teaming, management, and negotiating. Working one on one with a leadership coach and completing the best self-reflection exercise taught me about my strengths and how I can best serve as a leader. I highly recommend this institute, as it was a valuable and rewarding experience.”*  
**Moran ‘Roni’ Levin, MD**, 2021 Scholarship Recipient

*“I thought the Academy for Healthcare Leadership and Management training was phenomenal. It helped me to understand many different aspects of leadership in a more practical fashion.”* **Anique K. Forrester, MD**, 2021 Scholarship Recipient

## WIMS Educational Series & Special Guests

WIMS offers a yearly educational series featuring guest speakers from UMSOM and abroad. The 2021-2022 series has explored a wide range of topics including leadership development, the

connection between mental health and success, and diversity and gender equality. The next series event will be held virtually at noon on Friday, April 29. **Donna Parker, MD, FACP**, Senior Associate Dean for Undergraduate Medical Education, will host an educational seminar titled, “A Leadership Journey”.

On March 10, WIMS welcomed **Barbara L. Bass, MD**, Dean of the School of Medicine at George Washington University, as a special guest. In conjunction with the Department of Surgery, Dr. Bass recently gave Surgery Grand Rounds followed by an additional hour-long Q&A session with WIMS about the need for more women in academic medicine leadership.

## Coaching Program

A new promotion coaching program will launch this year for junior faculty. Junior faculty members applying for promotional opportunities will be coached and guided over a period of six months by senior faculty who have a deep understanding of the process.

## Lactation Map

The Wellness Task Force led by **Elizabeth M. Lamos, MD**, Assistant Dean for Student Affairs, developed a lactation map for both the Downtown Campus and Midtown Campus locations. The task force has also successfully advocated for additional locations in buildings that did not previously have designated areas. Across both campuses, there are currently 12 designated lactation rooms available for nursing mothers.

## Family Leave Policy

WIMS Executive Committee Members, **Shannon Takala Harrison, PhD**, Associate Professor of Medicine and of Epidemiology & Public Health, and **Jennifer Albrecht, PhD**, Associate Professor of Epidemiology & Public Health, successfully advocated for a parental leave policy statement at the campus level. Eligible employees are entitled to 12 workweeks of leave in a 12-month period.

To support the organization or join the WIMS mailing list, visit [medschool.umaryland.edu/wims/](https://medschool.umaryland.edu/wims/).



# TREATING PARKINSON'S

## UMSOM Research Leads to Innovative **Non-Invasive Treatment** for **Parkinson's Disease**

A non-invasive ultrasound treatment for Parkinson's disease that was tested in a pivotal trial led by University of Maryland School of Medicine (UMSOM) researchers is now broadly available at the University of Maryland Medical Center (UMMC). The device, called Exablate Neuro, was approved in November by the US Food and Drug Administration to treat advanced Parkinson's disease on one side of the brain.

### Rapid Reversal of Symptoms

Focused ultrasound is an incisionless procedure, performed without the need for anesthesia or an in-patient stay in the hospital. Patients, who are fully alert, lie in a magnetic resonance imaging (MRI) scanner, wearing a transducer helmet. Ultrasonic energy is targeted through the skull to the globus pallidus, a structure deep in the brain that helps control regular voluntary movement. MRI images provide doctors with a real-time temperature map of the area being treated. During the procedure, the patient is awake and providing feedback, which allows doctors to monitor the immediate effects of the tissue ablation and make adjustments as needed.

Soon after treatment begins, patients often experience relief from severe symptoms such as tremors, rigidity in the legs and arms, and side effects from medications that cause involuntary, erratic movements called "dyskinesia."

About one million Americans have Parkinson's disease, a neurodegenerative disorder that affects brain cells or neurons in a specific area of the brain that produce the brain chemical dopamine. Other current treatments for Parkinson's include medications and deep brain stimulation from surgically implanted electrodes.

**"Focused ultrasound has less ominous side effects for patients since there's no risk of infection or damage to blood vessels from the electrodes,"** said **Howard Eisenberg, MD**, the Raymond K. Thompson Professor of Neurosurgery at UMSOM and a neurosurgeon at UMMC who served as principal investigator on the study that led to the approval of Exablate Neuro. **"Presently, it can only be used to treat one side of the brain, so it may more appropriate for patients with symptoms predominantly on one side. However, research into bilateral focused ultrasound is ongoing and shows very promising results."**



Howard Eisenberg, MD

### Patient: Focused Ultrasound Changed My Life

One man who managed to stave off the devastating outcome of the disease was an early participant in clinical trials for focused ultrasound led by UMSOM researchers at the medical center. For this patient, relief came within minutes before the procedure was even completed — which ultimately, eliminated 95 percent of the involuntary movements caused by his medication and reduced his tremors by half. More than seven years later, these benefits have lasted, although his disease has advanced on other fronts.

**"The focused ultrasound I received at the University of Maryland Medical Center changed my life by giving me back the ability to do the things I**



Paul Fishman, MD, PhD

**love. I'm in a competitive bowling league. I play golf. I ride my bike,"** said **Steve Squires**, age 46, of Middlebury, Indiana, who had the procedure in 2015 as part of the pilot study.

Squires noted that while focused ultrasound isn't a cure for Parkinson's, it helped him return to many of his normal activities. **"It also gave me a platform to share with others who have Parkinson's that there are new treatment options—you don't have to suffer this alone,"** he said.

In a pilot study published last year in the *Journal of Neurosurgery*, Dr. Eisenberg and his colleagues tested the focused ultrasound device on 20 patients with Parkinson's disease and found that the vast majority of patients experienced a clinically meaningful improvement in their motor-skill symptoms like tremors that lasted through one year of follow-up.

**"We have had great experience using this focused ultrasound technique in clinical trials and can now offer this less invasive treatment option to those with Parkinson's symptoms,"** said study co-author **Paul Fishman, MD, PhD**, Professor of Neurology at UMSOM and a neurologist at UMMC.

**Dheeraj Gandhi, MD, MBBS**, Professor of Radiology, Neurosurgery and Neurology and Director of Interventional Neuroradiology at UMSOM, and an interventional neuroradiologist at UMMC, was also a co-author of the study. They are planning a new trial in coming months to use the device to treat patients on both sides of the brain.



Dheeraj Gandhi, MD, MBBS

### A New Era for Parkinson's Disease Treatment

**"A diagnosis of Parkinson's disease no longer automatically portends a future of extremely limited physical capabilities. Thanks to the commitment of researchers like Dr. Eisenberg and Dr. Fishman — and clinical trial participants like Steve Squires — treatment has expanded to include non-invasive options that significantly reduce certain symptoms within minutes and last for years,"** said **Bert W. O'Malley, MD**, President and CEO of UMMC.

**"Our school of medicine researchers have established themselves as world leaders in pioneering MRI-guided focused ultrasound for many devastating brain diseases including Parkinson's and essential tremors,"** said **E. Albert Reece, MD, PhD, MBA**, Executive Vice President for Medical Affairs, UM Baltimore, and the John Z. and Akiko K. Bowers Distinguished Professor and Dean, University of Maryland School of Medicine. **"The stellar work of Dr. Eisenberg and Dr. Fishman has led to a new era in which this breakthrough modality has now become the standard of care for patients looking for less invasive treatments for their symptoms."**



E. Albert Reece, MD, PhD, MBA



# Worth the Wait

**UMSOM Celebrates  
Match Day 2022  
In-Person Following  
a Two-Year Hiatus**

After years of hard work and steadfast perseverance, University of Maryland School of Medicine (UMSOM) medical students gathered at the Joseph Meyerhoff Symphony Hall on March 18, 2022 to take part in this year's Match Day ceremony. In this annual ceremony, graduating medical students from around the country and at UMSOM discover where they will begin their careers as physicians. This year was especially significant because it was the first in-person celebration with families and friends since the onset of the Covid-19 pandemic. The long-awaited day was worth the wait as students were finally able to reflect and celebrate their milestone accomplishment.



Kerri Thom, MD, MS


***"This year's ceremony signals a slow, but steady, return to normal. Whatever lies inside those golden envelopes will open a whole new world of possibilities for each student,"*** said Kerri Thom, MD, MS, Associate Dean for Student Affairs at UMSOM. ***"Our students' medical education was disrupted, and they entered the clinical space at the height of uncertainty. The entire practice of medicine has changed and these students are on the forefront of what lies ahead, but I am certain they are prepared to rise to any challenge."***



Kelly Bridgham, MD '22

The National Resident Matching Program (NRMP) has reported that the national 2022 Main Residency Match was the largest in NRMP history, with 39,205 total positions offered and 36,277 first-year (PGY-1) positions offered, an increase of 3.1% over last year.

This year, 145 UMSOM senior students matched at 69 different healthcare facilities in 25 states, compared to 68 different hospitals in 25 states in 2021. A full 24% (35/145) of the Class of 2022 will stay in the state of Maryland for their residency training, compared to 59% (84/142) in 2021.



Jordan Tutnauer, MD '22

Among UMSOM's graduating students is **Kelly Bridgham, MD '22**. She arrived at UMSOM after spending a year doing research at Johns Hopkins University. ***"It just so happened that I interviewed here at UMSOM first, but I knew right away that it was the right fit for me. Looking back at the last four years, I could not have asked for a better institution for my medical training,"*** she said. Kelly plans to pursue a career in academic medicine that will foster her passion for teaching, leadership, and research. She matched at Thomas Jefferson University in Otolaryngology.

**Jordan Tutnauer, MD '22** initially developed an interest in medicine after volunteering at local hospitals during his undergraduate studies. ***"I observed how doctors interacted with their patients; I instantly gravitated towards it and knew practicing medicine was something I wanted to do,"*** he said. ***"For me, I love the fact that I will be helping to make life better for someone else."*** Jordan plans to work with the underserved patient population. He will be headed to Temple University Hospital for an Internal



UMSOM graduating senior celebrates residency match news with family

Medicine residency. This summer, he plans to travel internationally and focus on planning his wedding with Kelly Bridgham. They recently became engaged in October of last year.

For **Serge Tzeuton, MD '22**, his calling to medicine was very personal. ***"My mom was diagnosed with breast cancer during the time I was completing my undergraduate studies at the University of Maryland, College Park (UMCP). From that moment, I felt inspired to work hard to get accepted into medical school,"*** he said. ***"After seeing what my mom battled, I decided that I wanted to be the person who helped other people's parents heal and recover from chronic illnesses."*** Serge plans to pursue his research interests and immerse himself in community outreach opportunities, specifically in underserved communities. He will remain here in Baltimore at the University of Maryland Medical Center (UMMC) for an Orthopedic Surgery residency.



Serge Tzeuton, MD '22

**Ashling Zhang, MD '22**, began her undergraduate education planning to major in Chemistry; however, she was quickly drawn to Global Health studies. ***"I had the privilege of studying and assisting with global health research abroad, during which I realized that my interest alone was not enough to make any impact. Knowing this, I became determined to pursue a career in medicine so that I could become part of a solution to the issues I had studied so much,"*** she said. ***"I am so grateful to the university for believing in the potential of the hopeful student I was four years ago and for giving me the opportunity to start this journey in medicine."*** Ashling will begin a General Surgery residency this summer in Baltimore at UMMC. She plans to continue working on trauma outcomes research and contributing to public and global health projects.



Ashling Zhang, MD '22



Natalie Hesselgrave, PhD '20, MD '22

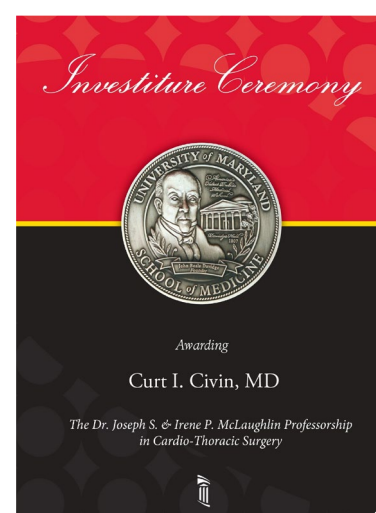

As a non-traditional medical student, **Natalie Hesselgrave, PhD '20, MD '22**, maintains an active life outside of medicine and science. She is a loving wife and proud mom to three active children. Balancing her studies all while raising a young family has been no easy feat. ***"I am incredibly grateful for the help, love, and support my husband has given me for the past 9 years. I get to show my children, Wesley, Evyn Mae, and Hayden, what years of hard work and dedication can achieve,"*** she said. Before beginning medical school, Natalie had a career as a mental health counselor and later worked as a research assistant at Columbia University, which ultimately gave her the confidence to pursue her dream of becoming a doctor. In May, she will be graduating as a physician-scientist from the Medical Scientist Training Program (MSTP) program and will begin an Anesthesiology residency at Yale New Haven Hospital. 🏡



# MOVING MEDICINE PHILAN

*UMSOM Celebrates Donor Generosity While Honoring Two*

The University of Maryland School of Medicine (UMSOM) recently honored two of its esteemed faculty members, **Bradley S. Taylor, MD** and **Curt I. Civin, MD** with endowed professorships in recognition of their professional accomplishments and contributions to medicine. They are among the most distinguished faculty members at the University of Maryland School of Medicine (UMSOM).



*“Dr. McLaughlin was a beloved leader, and I am fortunate to follow in his footsteps. Dr. Mac is an amazing man; his portrait hangs on the outside of my office, and I look at it daily. I hope to serve in a manner in which he would be proud.”*

With these words of humility, before a virtual audience of family members, UMSOM faculty and staff, and distinguished invited guests, **Bradley S. Taylor, MD**, acknowledged his investiture as the inaugural **Dr. Joseph S. and Irene P. McLaughlin Professor of Cardio-Thoracic Surgery** at UMSOM.

Having joined the faculty at UMSOM in 2012, Dr. Taylor is Professor and Chief of the Division of Cardiac Surgery. He also serves as the Director of Coronary Revascularization and the Co-Director of the Center for Aortic Disease at the University of Maryland Medical Center (UMMC). A leading expert in minimally invasive cardiac and endovascular surgery, Dr. Taylor performs over 400 complex adult cardiac cases per year and leads a team that performs more than 1,800 cardiac operations annually.

The online ceremony, streamed recently, was hosted by UMSOM’s **Christine L. Lau, MD, MBA**, The Dr. Robert W. Buxton Professor and Chair of the Department of Surgery at UMSOM and Surgeon-in-Chief at



**Bradley S. Taylor, MD**

the University of Maryland Medical Center (UMMC). Ceremony speakers included a wide range of colleagues and Dr. Taylor’s brother, **Mark Taylor, MD, FASE**, all in attendance to highlight his significant career accomplishments.

*“Dr. Taylor, I know your peers and colleagues in attendance today, and throughout the School of Medicine, widely agree that you are most-deserving of this honor,”* said UMSOM Dean **E. Albert Reece, MD, PhD, MBA**.

Speaking on behalf of the McLaughlin family and his father, **Joseph S. McLaughlin, MD ’56**, whose endowed professorship was created upon his retirement, **Jeffrey McLaughlin, MD ’86**, said, *“What my father is most proud of is the human legacy he left behind. Over the course of his career, he trained and mentored over 60 talented women and men to become cardiac surgeons.”*

A 1956 graduate of the School of Medicine, this institution has been an integral part of Dr. Joseph McLaughlin’s life for nearly 50 years. Dr. McLaughlin played an integral role in establishing the Shock Trauma Unit at UMMC, where he served as Clinical Director from 1965 to 1969. He also served as the Director of the Thoracic Surgery Residency Program and Head of the Division of

Thoracic and Cardiovascular Surgery for nearly 30 years until his retirement in December 1999.

# FORWARD THROUGH THROPHY

## *Prominent Faculty Members with Endowed Professorships*

Considered a pioneer in stem cell and cancer research, **Curt I. Civin, MD**, Professor of Pediatrics and Physiology at UMSOM, is internationally recognized for developing a technology to isolate stem cells from other blood cells. As the founding director for the **University of Maryland's Center for Stem Cell Biology & Regenerative Medicine**, he has received wide recognition for his groundbreaking 1984 discovery of CD34, which has had a significant impact on the field of blood research.

Dr. Civin's significant contributions to regenerative medicine were recently recognized at a virtual ceremony installing him as the **Philip A. Zaffere Distinguished Professor in Regenerative Medicine**. UMSOM's **James B. Kaper, MD**, the James and Carolyn Frenkil Distinguished Dean's Professor, Vice Dean for Academic Affairs, and Chairman of the Department of Microbiology & Immunology, served as master of ceremonies, while other speakers including Dr. Civin's former colleagues and trainees.

This endowed professorship was established by a generous contribution from the Phillip A. Zaffere Foundation through its trustees, Mr. Louis F. Friedman, Esq. and Mrs. Phyllis C. Friedman. The endowment will support an esteemed faculty member specializing in stem cell biology and regenerative medicine at UMSOM.

*"Mr. and Mrs. Friedman have been generous supporters of the University of Maryland, Baltimore (UMB) for over 20 years through their Louis and Phyllis Friedman Foundation as well as through other foundations they manage such as the Phillip A. Zaffere Foundation,"* said UMSOM Dean E. Albert Reece, MD, PhD, MBA.

Phillip A. Zaffere transformed his small family bakery into Shoreman Food Technologies. Under his leadership, Shoreman, which was ultimately sold to

the PET Food Corporation in 1988, became the main supplier for nationwide brands such as Stove Top Stuffing and Mrs. Paul's frozen foods. While the needs of his family's business interrupted his own college studies, Mr. Zaffere maintained a deep and lifelong curiosity for the sciences and engineering and was committed to supporting education and his community.



**Curt I. Civin, MD**

Speaking on behalf of the family, Mr. Zaffere's niece, **Ms. Cindy Orban**, addressed the audience. *"The Phillip A. Zaffere Foundation is able to endow this professorship because Phillip worked for years to keep the family business alive,"* she said. *"Dr. Civin, I would love to imagine that at least once, as you return to your research, you will look around and imagine Phillip with a broad grin and shining eyes following you around as you work. Phillip had a deep unshakeable faith in the field of medicine. He'd be awed by the impact your work."*

At the conclusion of the ceremony, Dr. Civin was presented with the Investiture Medallion and shared his gratitude and appreciation.

*"My friends, I am greatly honored and deeply touched. I tremendously appreciate this endowment as the inaugural Phillip A. Zaffere Distinguished Professor in Regenerative Medicine,"* he said. *"This is our quest: To make real the dream that stem*

*cells will proliferate and develop into specified types of mature cells that can regenerate lost capacities or enhance deficient functionality. I hope and intend that the creation of this distinguished professorship will be an investment which allows us to take the chances that develop major new research initiatives and technologies, which in turn will yield many important dividends for patients."* 🏛️



## UMSOM Professor of Surgery Receives Prestigious NIH Award

**J**onathan Bromberg, MD, PhD, the Charles Reid Edwards Professor of Surgery and Vice Chair for Research in the Department of Surgery, has received a prestigious award from the **National Institutes of Health (NIH)** for his research into how the immune system regulates itself in the area of transplantation. The \$2.3 million grant will enable him to learn more about how the immune system's gatekeepers, called regulatory T cells, work to suppress the body's immune response.

Gaining a fuller understanding of this process could lead to the development of more targets for anti-rejection drugs in transplant patients. Such drugs would prevent organ rejection without suppressing the entire immune system. Current immunosuppressant drugs leave patients susceptible to circulating infections and renders immunizations, like the COVID vaccine, less effective.

***"We are attempting to identify the process by which regulatory T cells act like a gating mechanism to enable or prevent other immune cells from traveling through the body via the lymphatic system,"*** said Dr. Bromberg.



Jonathan Bromberg,  
MD, PhD

***"Gaining insight into the interaction between the regulatory cells and lymph system could lead to more targeted treatments that would manipulate the immune system in a more specific way."***

Dr. Bromberg's NIH R01 research grant was converted into a **MERIT Award** by the Director and Staff of the Division of Allergy Immunology and Transplantation in the NIH's National Institute of Allergy and Infectious Diseases. A MERIT Award (by prior definition) is the automatic conversion of a requested 5-year grant application to a 10-year grant award. This style of grant award is highly uncommon and awarded to the most outstanding scientists in their field.

***"I want to extend my congratulations to Dr. Bromberg on this extraordinary recognition for the innovative research he has been conducting in the field of transplantation,"*** said UMSOM Dean E. Albert Reece, MD, PhD, MBA. ***"The new insights yielded through his studies will improve the lives of our nation's most vulnerable patients with suppressed immune systems."*** 🏥



### Help Support Women in Medicine and Science!

Women in Medicine and Science (WIMS) are powerful women committed to helping others. Together, they spur ideas, research, and innovation. When you donate to UMSOM's **Women in Medicine and Science Fund**, you are supporting the School of Medicine's outstanding faculty, researchers, and medical professionals through WIMS lectures, events, and missions that enrich their professional and academic success. You can strengthen this program by making your secure donation [HERE](#). You can also mail your donation directly to the **UMSOM Office of Development** with a check made out to **UMBF, Inc./WIMS fund** and send it to:

University of Maryland School of Medicine  
Office of Development  
31 S. Greene St., Third Floor  
Baltimore, MD 21201  
Attn: Traci Morgan

**Thank you for your gift!**

SOMnews is produced by the University of Maryland School of Medicine Office of Public Affairs

**E. Albert Reece, MD, PhD, MBA**  
Executive Vice President for Medical Affairs, UM Baltimore  
**John Z. and Akiko K. Bowers**  
Distinguished Professor and Dean, University of Maryland School of Medicine  
**Chris Hardwick**, Executive Editor  
**Lauren Robinson**, Managing Editor

**Tom Jemski & Mark Teske**, Photos  
**Dave Beaudouin, Deborah Kotz, Vanessa McMains, Lisa Morris, January Payne**, Contributing Writers  
**Kris Rifkin**, Art Direction



Find the University of Maryland School of Medicine on Facebook, <http://www.facebook.com/Maryland.Medicine> or follow us on Twitter @UMmedschool.



[www.medschool.umaryland.edu](http://www.medschool.umaryland.edu)