




SOMnews

Point of PRIDE



Otto C. Brantigan, MD was an American surgeon and anatomist who is most remembered for his pioneering work in chronic obstructive pulmonary disease (COPD), emphysema and lung volume reduction surgery (LVRS), which he presented in 1958. He served as Professor of Surgery, Thoracic Surgery, and Surgical Anatomy at UMSOM before his retirement in 1976.



DEAN'S MESSAGE

Our lives routinely present us with difficult challenges and trying circumstances, both independently and collectively: COVID-19 and many other illnesses and diseases, the Russian invasion of Ukraine, and local violence — are just a few of the things that all of us are asked to “confront,” despite the fact that most of these things are out of our control. This time of year we typically face transitional events that may individually test our talents and our mindsets. The end of one chapter and the beginning of another, the unknown, and dreams coming to fruition — while exciting and perhaps even exhilarating — can all elicit feelings of uncertainty and apprehension. I want our academic medical community to remember the true meaning of courage. As National Hockey League player Mark Messier once said, **“Bravery is not the absence of fear, but the action in the face of fear.”** Pushing through our most difficult tasks and stretching ourselves beyond our level of comfort allow us to accomplish significant successes.

One of our best weapons against adversity is our attitude and how we choose to respond. As Mahatma Gandhi said, **“Keep your thoughts positive because your thoughts become your words. Keep your words positive because your words become your behavior. Keep your behavior positive because your behavior becomes your habits. Keep your habits positive because your habits become your values. Keep your values positive because your values become your destiny.”** Most of what we experience in life is a part of a chain reaction. We are constantly being influenced, inspired, and impacted by the encounters that are shaping and molding us into who we are meant to be. The fact that our thoughts become our destiny should not be considered lightly.

I see the University of Maryland School of Medicine overcoming hurdles every day and I take great pride in the culmination of these efforts during special times such as graduations – both of our medical students and the University of Maryland, Baltimore Continuing Umbrella of Research Experiences (CURE) scholars. The very first cohort of UMB CURE scholars has graduated from the program. The School of Medicine is proud to have played

What's on My Mind...



...is the value that lies in handling difficult situations and how that can bring out the best of our bravery and positivity.

a strong role in their lives in various ways over the years. We know it was not easy for these students from West Baltimore to begin a seven-year, competitive year-round academic program. Yet, here we are, celebrating members of the first cohort graduating from high school and many of them preparing to enter college in the fall. Soon, I am sure, we will have the privilege of calling some of them our colleagues as they enter the research and healthcare workforce. The 213th class of School of Medicine students are confronting similar fates as they leave this institution and prepare to arrive at others to begin their residencies and research programs.

Now, we just need to remain healthy and safe so we can proceed with the rest of our lives. As we are confronted with continued outbreaks of COVID-19, I implore you to be considerate and continue to take caution of this deadly virus. Thanks to everyone for your continued carefulness, commitment, and relentless spirit, especially during this time of exhaustive health and safety precautions. Please stay safe, stay strong, and stay positive – and congratulations to each of our graduating students!

In the relentless pursuit of excellence, I am
Sincerely Yours,

E. Albert Reece, MD, PhD, MBA
Executive Vice President for Medical Affairs, UM Baltimore
John Z. and Akiko K. Bowers Distinguished Professor and
Dean, University of Maryland School of Medicine

SOMnews is your source for all news and information regarding the University of Maryland School of Medicine, including Clinical Care, Research, Education, Community Outreach, and its Culture Transformation Initiative.

- 2 UMSOM Leads the Way in Emerging Research and Discoveries
- 4 Dean Emeritus Dr. Donald E. Wilson Receives American Heart Association's 2022 Watkins-Saunders Award
- 5 First Robot-Assisted Living Donor Kidney Transplant
- 6 Class of 2024 Transitions from Classroom Learning to Clinical Rotations
- 7 Jonathan Bromberg Invested as the Charles Reid Edwards, MD Professor of Surgery

U.S. Surgeon General Dr. Vivek Murthy to Deliver Graduation Address to the University of Maryland School of Medicine's 213th Graduating Class

University of Maryland School of Medicine (UMSOM) Dean **E. Albert Reece, MD, PhD, MBA**, announced today that Vice Admiral **Vivek H. Murthy, MD, MBA**, will deliver the keynote address for this year's graduating class. The UMSOM graduation ceremony will take place at the Hippodrome Theatre on Thursday, May 19, 2022. Doors open at 12:00 pm, the procession begins at 1:30 pm, and the




Vivek H. Murthy, MD, MBA

ceremony begins at 2:00 pm. Dr. Murthy is the U.S. Surgeon General and the Vice Admiral of the U.S. Public Health Services Commissioned Corps. As the Nation's Doctor, his mission is to restore trust by relying on the best scientific information available, providing clear, consistent guidance and resources for the public, and ensuring that the country's most vulnerable communities


UMSOM LEADS THE WAY IN
EMERGING RESEARCH

See below for the latest advances in research,

UM School of Medicine Researchers Participate in Big Ten Health Registry to Study **Heart Inflammation in Athletes Recovering from COVID-19**



Researchers at the University of Maryland School of Medicine (UMSOM) have been collaborating on an extensive heart registry that includes student-athletes in the Big Ten athletic conference, to learn more about cardiac issues in those who have recovered


from a COVID-19 infection. The goal is to get a detailed look at the infection’s impact on the heart, including the presence of persistent inflammation (myocarditis) or tissue scarring that could lead to cardiac problems down the road. 

[Read the full story here](#)

UM School of Medicine Leads Research to Assess **Meningococcal Vaccine for Infants and Young Children in Africa**



Researchers at the University of Maryland School of Medicine (UMSOM)’s Center for Vaccine Development & Global Health (CVD) are leading a study to evaluate the use of a pentavalent – or five in one – meningococcal conjugate vaccine (NmCV-5) among infants


and young children in the meningitis belt of sub-Saharan Africa. This is the final and pivotal study for World Health Organization (WHO) prequalification of this vaccine, which is the last stage to make the vaccine available for low- and middle-income countries. 

[Read the full story here](#)

AND DISCOVERIES

science, medicine, and technology

Dancing Laboratory Rats Show How the Brain Learns, Perfects, then Unconsciously Performs a Skillful Movement



Learning a complex skilled movement like tying your shoes or playing an instrument takes practice. After repeating the same movements over and over, people often develop a formulaic way of performing the task, and may not even have to think about it anymore. Although we accomplish such repetitive tasks every day, little is known about how the brain learns, repeats, and perfects them.

Now, a researcher at the University of Maryland School of Medicine (UMSOM), and his colleagues at Harvard University, have shown in rats how several brain regions need to work together to acquire a skill and replicate it flawlessly with each rat adding their own personal flair in the form of a “dance.”

[Read the full story here](#)


Financial Strain Linked to Increased Risk of Death in Older Adults Recovering from Heart Attack, UM School of Medicine Study Finds



Older adults who report being under severe financial strain were substantially more likely to die within six months of having a heart attack compared to those with moderate or no financial strain, according to a new study led by University of Maryland School

of Medicine (UMSOM) researchers. The findings were published earlier this year in *JAMA Internal Medicine* and point to glaring disparities in medical outcomes due to financial circumstances.

[Read the full story here](#)



UM School of Medicine Announces **Dean Emeritus Dr. Donald E. Wilson** as Recipient of American Heart Association's 2022 Watkins- Saunders Award

Longtime champion for health equity and advocate for minority representation in medical academia, **Donald E. Wilson, MD, MACP, AGAF**, Dean Emeritus at the University of Maryland School of Medicine (UMSOM), will receive the **2022 Watkins-Saunders Award** given by the **American Heart Association (AHA) of Baltimore & Greater Maryland**. Recipients must be an individual or organization who has demonstrated outstanding commitment to overcoming health and community disparities in the state of Maryland. Dean Wilson, who served as Dean of UMSOM from 1991 until his retirement in 2006, will be honored on Thursday, May 19, 2022 at the AHA's virtual Watkins-Saunders Award Ceremony.

Dean Wilson made history as the nation's first African American dean of a non-minority medical school in 1991. Over the course of his 15-year tenure at UMSOM, he fostered an all-inclusive atmosphere for instructing and learning. Dean Wilson was instrumental in increasing student body diversity and tripling the number of full-time underrepresented faculty at UMSOM, with the number of female faculty increasing by 75 percent. Under his leadership, external research funding grew from \$77 million to \$341 million, among the highest of American medical institutions at the time. UMSOM rose to the top 10% nationally of public medical schools in research funding.

Named in honor of the late Dr. Levi Watkins and late Dr. Elijah Saunders, both pioneers in the field of cardiology and two of the AHA's greatest volunteers, the Watkins-Saunders Award was established in 2012. The prestigious award recognizes those who are dedicated to addressing the issue of ethnic and racial disparities in health care. Recipients offer new solutions to addressing the multifaceted issue of disparity and inequity through their clinical, medical, or community work. While Dean Wilson did not work directly

Medical Education Visionary will be Honored for Commitment to Promoting Diversity and Inclusion



**American
Heart
Association®**

with Dr. Watkins, he and Dr. Saunders knew each other closely. In fact, it was Dr. Saunders who repeatedly encouraged him to apply for deanship at the School of Medicine.



E. Albert Reece, MD, PhD, MBA

with Dr. Watkins, he and Dr. Saunders knew each other closely. In fact, it was Dr. Saunders who repeatedly encouraged him to apply for deanship at the School of Medicine. **"To say that Don Wilson is a qualified recipient of this award would be an understatement,"** said Dean **E. Albert Reece, MD, PhD, MBA**, who is also the vice president for Medical Affairs, University of Maryland, and the John Z. and Akiko K. Bowers Distinguished Professor. Dean Reece is Dean Wilson's successor as the 30th Dean of the UMSOM. **"I do not believe there is anyone more deserving of this great honor. Don is truly a visionary. He envisioned the School of Medicine being a driving force behind encouraging diversity and equity in medicine. We are fortunate to be the ones carrying his torch forward, and we extend our most heartfelt congratulations on this momentous honor."**

Dean Wilson recalls the lack of minority representation in his hometown of Worcester, Massachusetts. **"There was only one doctor of color in the town,"** he said. **"I realized, even then, we had a deficiency of representation in terms of**

who you could go see — not that white doctors would not see you — but if you were more comfortable going to a person of color, you only had one choice." This trend continued throughout his medical education as Dean Wilson recalled, **"I never saw a black professor."**

His position as Dean allowed other people of color to see themselves through him. **"We started getting more students of color who were interested in the University of Maryland. Being at Maryland as a role model, they assumed that might make it a friendlier place,"** he said.

Dean Wilson understood that fostering inclusivity at UMSOM was not a choice, but rather a necessity if the school was going to be the best at preparing medical students.

"I did not come to Maryland to increase diversity; I came to Maryland to improve the medical school," said UMSOM Dean Emeritus Wilson. **"I believe you can not reach the best possibilities, unless you have a diverse group of people working with you and advising you. So, increasing diversity was going to help the medical school."**

Dean Wilson has held several leadership positions in medical and academic organizations throughout his career, including chairing the Association of American Medical Colleges (AAMC) in 2004, chairing the Maryland Health Care Commission from 1994 to 2004, and founding the Association for Academic Minority Physicians in 1986.

He completed his undergraduate education at Harvard College (now University), where he was one of seven black students in his class of 1,172. He earned his medical degree from Tufts University School of Medicine in 1962. He has served as chief of gastroenterology at the University of Illinois Medical School in Chicago and Chairman of Medicine at SUNY, Downstate in Brooklyn. He holds Honorary Doctor of Science degrees from the University of Maryland, Baltimore, Tufts University and SUNY, Downstate. 🏛️

UMSOM Transplant Surgeon Performs Maryland's First Robot-Assisted Living Donor Kidney Transplant

Innovative Surgery Performed at the University of Maryland Medical Center Promises Reduced Hospital Stay and New Options for Obese Patients

Chandra S. Bhati, MS, MBBS, Professor of Surgery at the University of Maryland School of Medicine, became the first transplant surgeon in the state to use robot-assisted surgery to transplant a kidney from a living donor. He performed the surgery last September at the University of Maryland Medical Center (UMMC) and has performed several successful transplants since then using the minimally invasive technique.



Chandra S. Bhati, MS, MBBS

The technology enables smaller incisions to perform the transplant, which often leads to a quicker recovery with less pain and scarring than a traditional transplant. It also presents fewer risks for obese patients, which could expand the list of patients eligible to receive a transplant.

The first patient, 36-year-old Omelia Bennett of Randallstown, had been on dialysis for seven years as she waited for a matching donor. When a living donor became available, she jumped at the option of having a less invasive surgery with robotic technology that offered a faster recuperation time and fewer days in the hospital.

"I just want to start my life over again, and if I could have a surgery which minimizes scarring, I was up for it," said Ms. Bennett. She received the transplant on a Thursday. *"The next day, at 4 o'clock in the morning, I was walking around. I wasn't in that much pain."* She went home from the hospital the following Monday, just five days after her transplant.

"This minimally invasive, robot-assisted approach to transplant has several advantages. It improves a surgeon's precision through the use of computer and software technology to assist with complex tasks in confined areas of the body, and only requires small incisions that leave about a two-inch scar just above the belly button, and three or four smaller scars, each about a third of an inch," said Dr. Bhati, who directed the robot during Ms. Bennett's procedure. *"A traditional open transplant, on the other hand, requires a 6- to 8-inch incision through abdominal muscle. Having smaller incisions leads to faster recovery, less pain, and reduced chance of wound complications,"* said Dr. Bhati.

Advances in Kidney Transplantation

Surgical improvements on the living donor side of kidney transplantation have led to minimally invasive, laparoscopic removal of a kidney through the donor's navel or belly button. The surgeon uses a tiny camera called a laparoscope to see inside the patient's body and manipulates hand-held instruments inserted through the navel to perform the surgery.

Robot-assisted transplantation brings minimally invasive techniques to the recipient. In this case, a surgeon-controlled robotic device holds the laparoscope and instruments. The surgeon sits at a computer console located across the room from the patient and directs the movements of robotic arms, a camera and tiny surgical instruments about the size of a fingernail, inserted through small incisions in the abdomen to implant the donor kidney. The computer connection facilitates precise ergonomic control of the instruments, and the camera provides a magnified 3D view--more detailed than the traditional 2D laparoscopic view.


More Options for Obese Patients

Robotic techniques may also increase the number of patients eligible for kidney transplants, according to Dr. Bhati. Many transplants centers in the U.S. deny access to kidney transplantation for obese patients with a body mass index over 35, out of concern for increased complications during and after open surgery.

"The larger the patient, the larger the scar, because with open surgery, we have to reach all the way to the lower portion of the abdomen to place the kidney. With the robot's extended reach through tiny openings, complications related to scarring and healing are reduced, and we can offer a transplant to those who would not normally qualify because of their excess body weight," said Dr. Bhati.



E. Albert Reece, MD, PhD, MBA

Albert Reece, MD, PhD, MBA. *"This expanded use of robotic tools in transplantation is an example of our faculty's ongoing mission to research and introduce new techniques to enhance patient care and safety."* 

In the wake of Ms. Bennett's Maryland milestone, several other patients with kidney failure have also successfully received new living-donor kidneys through UMMC's robot-assisted approach. One patient was obese and would not have qualified for a traditional open transplant in light of the risks.

"Robotic-assisted surgery in living donor kidney transplantation promises to be a safe alternative to open surgery, especially for obese patients with end-stage kidney disease," said UMSOM Dean E.

UMSOM Class of 2024 Transitions from **Classroom Learning** to **Clinical Rotations**

Students celebrate with in-person ceremony marking the beginning of clinical care training


The University of Maryland School of Medicine (UMSOM) recently welcomed third-year medical students to their clinical rotations with a formal Student Clinician Ceremony & Family Celebration at the Hippodrome Theatre on April 22, 2022.

The Student Clinician Ceremony is usually a smaller event held at the school with students and faculty. However, since these students were unable to have an in-person White Coat Ceremony due to the pandemic, this year's ceremony was executed on a larger scale, welcoming an audience of family and friends. During the ceremony, House mentors presented students in the Class of 2024 with professionalism pins to wear on their white coats as a constant reminder of their commitment to their patients and profession.

UMSOM Dean **E. Albert Reece, MD, PhD, MBA**, who is the Executive Vice President for Medical Affairs, UM Baltimore, and the John Z. and Akiko K. Bowers Distinguished Professor, directly addressed students in his remarks.

"After two challenging years in the classroom, you will soon have the chance to employ the abilities you have acquired thus far," he said. *"You will experience a transition from the black and white world of your textbooks or computer screens, to one of much more color and interest that you will find in the people themselves."*

Serving as the ceremony's keynote speaker, **Sandrine Niyongere, MD**, Assistant Professor of Medicine at UMSOM, reminded students of one simple thing: *"Words have power."* She continued with *"Take every interaction you have with patients to heart. You may not remember, but your patients will always remember what you said and how you made them feel."*



E. Albert Reece, MD, PhD, MBA



Sandrine Niyongere, MD



Angelique Ealy, medical student

Medical student Angelique Ealy anticipates how her interactions with patients will help shape her into the physician she wishes to become. *"I am excited for the opportunity to build relationships with my patients while simultaneously gaining the knowledge necessary to provide exceptional care,"* she said. *"During this time, I hope to develop into a knowledgeable, compassionate, and culturally competent physician."*

For medical student Zahra Mousavi, she hopes to do her part in helping to support the overwhelming number of hospital staff who have experienced frontline fatigue. *"I am eager to directly interact with patients and grateful that I can begin helping to lessen the workload of overworked hospital staff who have been caring for patients around the clock from the onset of the pandemic,"* she said.

For medical student Diego Giraldo, the in-person ceremony offers a sense of unity with his fellow classmates. *"It means a great deal to have this ceremony in person,"* he said. *"It is exciting to take this next big step together after seeing how much resiliency we have shown over the last two years."*

Medical student Luke Pitsenbarger recalls the hard work and dedication he and his classmates have demonstrated over the past two years. *"These ceremonies help us pause to appreciate the immense effort each of us makes in our commitment to learning medicine,"* he said. *"This journey pushes us to maximize our daily growth, but that does not happen without making challenging sacrifices."*

Before the ceremony concluded, students recited the Student Clinician Oath as a pledge to their patients in the next stage of their medical education. 🏛️



Zahra Mousavi, medical student




Diego Giraldo, medical student



Luke Pitsenbarger, medical student



Fueling Our Faculty Through Donor Philanthropy



Jonathan Bromberg, MD, PhD Invested as the Charles Reid Edwards, MD Professor of Surgery

Members of the University of Maryland School of Medicine (UMSOM) community recently gathered online to witness the installation of **Jonathan S. Bromberg, MD, PhD**, Professor of Surgery and Vice Chair for Research in the Department of Surgery, as the **Charles Reid Edwards, MD Professor of Surgery**. The endowed professorship, named in honor of the late Dr. Charles Reid Edwards, was established through a bequest gift from UMSOM alumnus, Alston Gordon Lanham, MD.



Jonathan Bromberg, MD, PhD



Alston Gordon Lanham, MD

Alston Gordon Lanham, MD graduated from UMSOM in 1931, the same year that Dr. Edwards was made Clinical Professor of Surgery at the School of Medicine. Although Dr. Lanham completed his internship at the University of Maryland Medical Center (UMMC), formerly University Hospital, he returned to his roots in Ronceverte, West Virginia as a general practitioner. Inspired by the work of Dr. Edwards who also hailed from West Virginia, Dr. Lanham established this endowed professorship in his honor.

Charles Reid Edwards, MD graduated from UMSOM in 1913. In addition to his role as a Clinical Professor at the school, he later became a Professor of Surgery and Acting Head of the Department of Surgery from 1948 to 1955. Dr. Edwards is remembered as a dexterous, rapid and almost faultless surgeon in the operating room, and an imposing, capable and confident physician.

Christine L. Lau, MD, MBA, the Dr. Robert W. Buxton Chair of Surgery, who served as master of ceremonies offered a warm greeting to the virtual audience. Following her remarks, UMSOM Dean **E. Albert Reece, MD, PhD, MBA**, recognized Dr. Edwards as an exceptional physician during his time.

“Dr. Edwards’ great capacity of work, his fine intuition, and his tactfulness and truthfulness as a surgical consultant brought him many friends among both physicians and patients,” he said.

In recognition of the Lanham family, Dean Reece briefly remarked, *“Although Dr. Lanham was unable to be with us today, we will always be grateful for his contribution and for his generosity to establish this endowed professorship in Dr. Edwards’ name.”*



Charles Reid Edwards, MD

Speaking on behalf of Dr. Lanham, Ms. Dianne Kendrick was in attendance and acknowledged how pleased her late grandfather would have been to see the professorship bestowed on a highly accomplished surgeon, such as Dr. Bromberg.

“He would be honored and humbled by this professorship in his memory,” she said. *“Dr. Bromberg, Dr. Charles Reid Edwards would be proud knowing that through his legacy you will continue to promote medical research and advancements.”*

The ceremony featured three of Dr. Bromberg’s professional colleagues. Each expressed their deep admiration for Dr. Bromberg.

“He is probably the most accomplished scientist who actually does surgery. He is in the operating room almost every day and still does some of the best basic research of anyone in transplantation,” said **Bruce Kaplan, MD**, who is a Professor of Medicine and Surgery at the University of Colorado, and Medical and Scientific Director at the Colorado Center for Transplantation Care, Research and Education (CCTCARE). He continued, *“When you encounter Jonathan, you walk away with the idea that you have just been in the presence of one of the smartest people you have ever met.”*

Longtime friend and collaborator, **Philip F. Halloran, MD, PhD**, Professor of Medicine & Medical Microbiology and Immunology at the University of Alberta, and Director of the Alberta Transplant Applied Genomics Centre, remarked on how much he has valued Dr. Bromberg’s professional opinion over the past three decades.

“In many circumstances I have sought his advice and have always been rewarded by his remarkable scientific understanding, clinical judgement, and precise assessments,” he said.

Jeremy Chapman, AC, FRACP, FRCP, FAHMS, Professor at Sydney University, Editor in Chief of *Transplantation*, Chair of the Australian Bone Marrow Donor Registry, and Chair of the Westmead Research Hub, recognized Dr. Bromberg as someone with an extremely high skill set.

“I have been fortunate to work with two transplant surgeons in my lifetime who always delivered successful surgical outcomes for their patients. I can see that same skill set in Professor Bromberg,” he said.

Jonathan Bromberg was then presented with the Investiture Medal and expressed his gratitude for receiving the endowed professorship.

“It is quite an honor to have this professorship and be associated with such an esteemed surgeon such as Dr. Edwards,” he said. With a profound sense of humility, Dr. Bromberg concluded his remarks by emphasizing the importance of the surgeon-patient relationship. *“We are all touched by our patients and their families. They drive all of us in terms of what we do. They are the reason why our clinical and research work is so important.”* 🏛️

U.S. Surgeon General Dr. Vivek Murthy to Deliver Graduation Address

Continued from page 1

are reached. As Vice Admiral, he commands a uniformed service of 6,000 public health officers, serving the most underserved and vulnerable populations in over 800 locations domestically and abroad. Dr. Murthy has worked to shield the nation from Ebola and Zika and to respond to the Flint water crisis, major hurricanes, and frequent health care deficiencies in rural communities.

“We are privileged to have our nation’s leading public health advisor, Dr. Murthy, speak to this year’s graduating class. Serving under the current Joe Biden administration, he tackles the nation’s most pressing public health challenges,” said Dean Reece, who is Vice President for Medical Affairs at the University of Maryland, and John Z. and Akiko K. Bowers Distinguished Professor and Dean of the University of Maryland School of Medicine. **“His service to our country and deep commitment to addressing global public health crises serve as a tremendous inspiration to our next generation of physician-scientists”.**

As the nation’s 21st Surgeon General and the first of Indian descent, Dr. Murthy addresses many critical public health issues, including the growing proliferation of health misinformation, the ongoing youth mental health crisis, well-being and burnout in the health worker community, and social isolation and loneliness. Additionally, he serves as a key advisor to President Biden’s COVID-19 pandemic response operation.

Dr. Murthy earned his BA Degree from Harvard and his MD Degree from the Yale School of Medicine. He also received an MBA Degree from the Yale School of Management. He completed his internal medicine residency at Brigham and Women’s Hospital in Boston and later joined the faculty at Harvard Medical School. He is regarded as one of the nation’s most trusted voices on public health matters.



Advance Research Training Through Your Gift to CARTI!

This year’s UMSOM Gala celebrates Dean E. Albert Reece’s tenure and lifts up the work of the exciting new Center for Advanced Research Training & Innovation (CARTI), to be led by Dean Reece.

Your gift to CARTI promotes the goals of becoming a centralized “hub” for training in research, scientific communication, and leadership skills for faculty and senior fellows of varying levels of research education. Another good reason to donate? CARTI also fosters research excellence and professional development among underrepresented minority and women faculty.

Will you help fund a center that encourages and inspires the next generation of research scientists? When you **donate today**, you enhance the quality of research training for which UMSOM is nationally recognized. You may also mail your donation directly to the **UMSOM Office of Development** with a check made out to **UMBF, Inc./CARTI** and send to:

University of Maryland School of Medicine
Office of Development
31 S. Greene St., Third Floor
Baltimore, MD 21201
Attn: Traci Morgan

Thank you for your gift!

SOMnews is produced by the University of Maryland School of Medicine Office of Public Affairs

E. Albert Reece, MD, PhD, MBA
Executive Vice President for Medical Affairs, UM Baltimore
John Z. and Akiko K. Bowers
Distinguished Professor and Dean, University of Maryland School of Medicine
Chris Hardwick, Executive Editor
Lauren Robinson, Managing Editor

Tom Jemski & Mark Teske, Photos
Dave Beaudouin, Deborah Kotz, Vanessa McMains, Lisa Morris, January Payne, Contributing Writers
Kris Rifkin, Art Direction

Find the University of Maryland School of Medicine on Facebook, <http://www.facebook.com/Maryland.Medicine> or follow us on Twitter @UMmedschool.



www.medschool.umaryland.edu