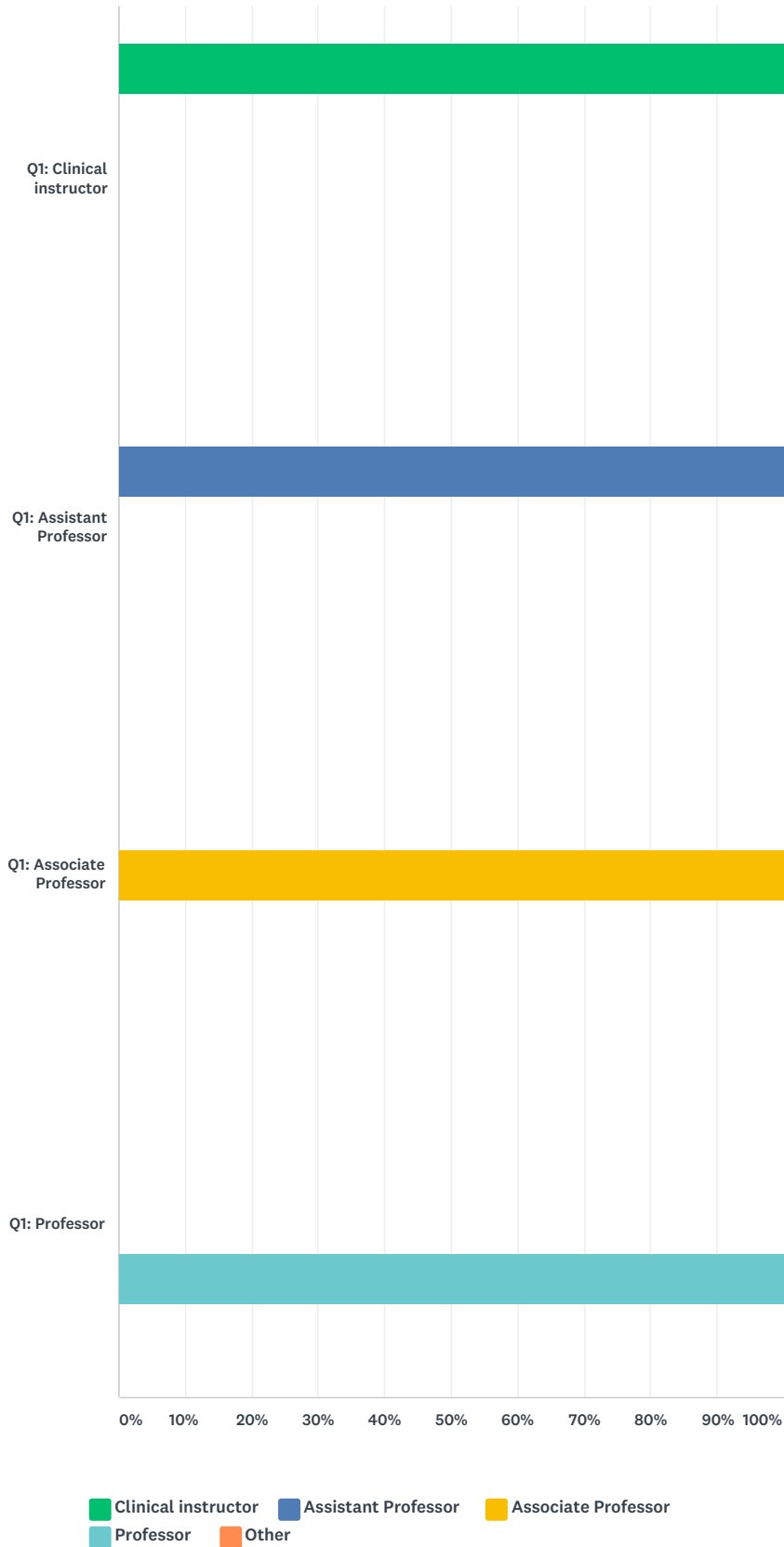


Q1 What is your Academic Rank?

Answered: 82 Skipped: 0



CLINICAL INSTRUCTOR	ASSISTANT PROFESSOR	ASSOCIATE PROFESSOR	PROFESSOR	OTHER	TOTAL
---------------------	---------------------	---------------------	-----------	-------	-------

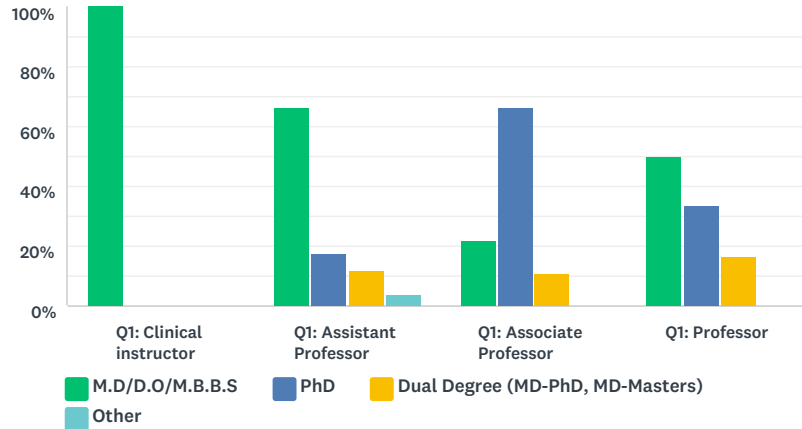
SOMWIMS Educational Opportunitites Survey

SurveyMonkey

Q1: Clinical instructor	100.00%	0.00%	0.00%	0.00%	0.00%	1.22%
	1	0	0	0	0	1
Q1: Assistant Professor	0.00%	100.00%	0.00%	0.00%	0.00%	62.20%
	0	51	0	0	0	51
Q1: Associate Professor	0.00%	0.00%	100.00%	0.00%	0.00%	21.95%
	0	0	18	0	0	18
Q1: Professor	0.00%	0.00%	0.00%	100.00%	0.00%	14.63%
	0	0	0	12	0	12
Total Respondents	1	51	18	12	0	82

Q2 What is your degree?

Answered: 82 Skipped: 0



	M.D/D.O/M.B.B.S	PHD	DUAL DEGREE (MD-PHD, MD-MASTERS)	OTHER	TOTAL
Q1: Clinical instructor	100.00% 1	0.00% 0	0.00% 0	0.00% 0	1.22% 1
Q1: Assistant Professor	66.67% 34	17.65% 9	11.76% 6	3.92% 2	62.20% 51
Q1: Associate Professor	22.22% 4	66.67% 12	11.11% 2	0.00% 0	21.95% 18
Q1: Professor	50.00% 6	33.33% 4	16.67% 2	0.00% 0	14.63% 12
Total Respondents	45	25	10	2	82

Q3 Which Professional Advancement Topics interest you the most? (1 = most interested; 5 = least interested)

Answered: 82 Skipped: 0





Negotiation								
	1	2	3	4	5	TOTAL	SCORE	
Q1: Clinical instructor	0.00% 0	0.00% 0	0.00% 0	0.00% 0	100.00% 1	1.22% 1	1.22%	1.00
Q1: Assistant Professor	36.73% 18	22.45% 11	16.33% 8	8.16% 4	16.33% 8	59.76% 49	59.76%	3.55
Q1: Associate Professor	37.50% 6	37.50% 6	12.50% 2	12.50% 2	0.00% 0	19.51% 16	19.51%	4.00
Q1: Professor	33.33% 4	50.00% 6	8.33% 1	8.33% 1	0.00% 0	14.63% 12	14.63%	4.08

Visibility Skill Development								
	1	2	3	4	5	TOTAL	SCORE	
Q1: Clinical instructor	100.00% 1	0.00% 0	0.00% 0	0.00% 0	0.00% 0	1.22% 1	1.22%	5.00
Q1: Assistant Professor	24.00% 12	32.00% 16	20.00% 10	20.00% 10	4.00% 2	60.98% 50	60.98%	3.52
Q1: Associate Professor	23.53% 4	23.53% 4	23.53% 4	29.41% 5	0.00% 0	20.73% 17	20.73%	3.41
Q1: Professor	41.67% 5	25.00% 3	25.00% 3	8.33% 1	0.00% 0	14.63% 12	14.63%	4.00

Transitioning to a New Role								
	1	2	3	4	5	TOTAL	SCORE	
Q1: Clinical instructor	0.00% 0	0.00% 0	0.00% 0	100.00% 1	0.00% 0	1.22% 1	1.22%	2.00
Q1: Assistant Professor	14.29% 7	18.37% 9	32.65% 16	16.33% 8	18.37% 9	59.76% 49	59.76%	2.94
Q1: Associate Professor	17.65% 3	17.65% 3	47.06% 8	17.65% 3	0.00% 0	20.73% 17	20.73%	3.35
Q1: Professor	9.09% 1	18.18% 2	54.55% 6	18.18% 2	0.00% 0	13.41% 11	13.41%	3.18

How to be a Mentor								
	1	2	3	4	5	TOTAL	SCORE	

Q1: Clinical instructor	0.00% 0	100.00% 1	0.00% 0	0.00% 0	0.00% 0	1.22% 1	4.00
Q1: Assistant Professor	14.29% 7	18.37% 9	14.29% 7	40.82% 20	12.24% 6	59.76% 49	2.82
Q1: Associate Professor	22.22% 4	22.22% 4	16.67% 3	38.89% 7	0.00% 0	21.95% 18	3.28
Q1: Professor	16.67% 2	8.33% 1	16.67% 2	58.33% 7	0.00% 0	14.63% 12	2.83

How to be a Mentee							
	1	2	3	4	5	TOTAL	SCORE
Q1: Clinical instructor	0.00% 0	0.00% 0	100.00% 1	0.00% 0	0.00% 0	1.22% 1	3.00
Q1: Assistant Professor	8.16% 4	6.12% 3	18.37% 9	16.33% 8	51.02% 25	59.76% 49	2.04
Q1: Associate Professor	5.56% 1	0.00% 0	5.56% 1	0.00% 0	88.89% 16	21.95% 18	1.33
Q1: Professor	0.00% 0	0.00% 0	0.00% 0	0.00% 0	100.00% 11	13.41% 11	1.00

Q4 Which Personal Growth Topics interest you the most? (1 = most interested; 5 = least interested)

Answered: 82 Skipped: 0





Unconscious Bias							
	1	2	3	4	5	TOTAL	SCORE
Q1: Clinical instructor	0.00% 0	0.00% 0	0.00% 0	100.00% 1	0.00% 0	1.22% 1	2.00
Q1: Assistant Professor	10.42% 5	10.42% 5	12.50% 6	35.42% 17	31.25% 15	58.54% 48	2.33
Q1: Associate Professor	11.76% 2	17.65% 3	29.41% 5	23.53% 4	17.65% 3	20.73% 17	2.82
Q1: Professor	0.00% 0	8.33% 1	8.33% 1	33.33% 4	50.00% 6	14.63% 12	1.75

Time Management							
	1	2	3	4	5	TOTAL	SCORE
Q1: Clinical instructor	0.00% 0	0.00% 0	0.00% 0	0.00% 0	100.00% 1	1.22% 1	1.00
Q1: Assistant Professor	22.45% 11	26.53% 13	14.29% 7	12.24% 6	24.49% 12	59.76% 49	3.10
Q1: Associate Professor	41.18% 7	5.88% 1	5.88% 1	35.29% 6	11.76% 2	20.73% 17	3.29
Q1: Professor	33.33% 4	33.33% 4	16.67% 2	16.67% 2	0.00% 0	14.63% 12	3.83

Wellness/ Work-life balance							
	1	2	3	4	5	TOTAL	SCORE
Q1: Clinical instructor	100.00% 1	0.00% 0	0.00% 0	0.00% 0	0.00% 0	1.22% 1	5.00
Q1: Assistant Professor	30.61% 15	24.49% 12	20.41% 10	16.33% 8	8.16% 4	59.76% 49	3.53
Q1: Associate Professor	11.11% 2	27.78% 5	16.67% 3	16.67% 3	27.78% 5	21.95% 18	2.78
Q1: Professor	33.33% 4	8.33% 1	8.33% 1	25.00% 3	25.00% 3	14.63% 12	3.00

Resiliency							
	1	2	3	4	5	TOTAL	SCORE

Q1: Clinical instructor	0.00% 0	0.00% 0	100.00% 1	0.00% 0	0.00% 0	1.22% 1	3.00
Q1: Assistant Professor	22.45% 11	22.45% 11	28.57% 14	16.33% 8	10.20% 5	59.76% 49	3.31
Q1: Associate Professor	23.53% 4	23.53% 4	29.41% 5	11.76% 2	11.76% 2	20.73% 17	3.35
Q1: Professor	8.33% 1	41.67% 5	41.67% 5	8.33% 1	0.00% 0	14.63% 12	3.50

Emotional Intelligence							
	1	2	3	4	5	TOTAL	SCORE
Q1: Clinical instructor	0.00% 0	100.00% 1	0.00% 0	0.00% 0	0.00% 0	1.22% 1	4.00
Q1: Assistant Professor	11.76% 6	15.69% 8	25.49% 13	19.61% 10	27.45% 14	62.20% 51	2.65
Q1: Associate Professor	16.67% 3	27.78% 5	22.22% 4	11.11% 2	22.22% 4	21.95% 18	3.06
Q1: Professor	25.00% 3	8.33% 1	25.00% 3	16.67% 2	25.00% 3	14.63% 12	2.92

Q5 Which Professional Interaction Topics interest you? (1 = most interested; 5 = least interested)

Answered: 82 Skipped: 0





Working in Teams									
	1	2	3	4	5	6	TOTAL	SCORE	
Q1: Clinical instructor	0.00% 0	0.00% 0	100.00% 1	0.00% 0	0.00% 0	0.00% 0	1.22% 1	4.00	
Q1: Assistant Professor	12.24% 6	12.24% 6	18.37% 9	26.53% 13	24.49% 12	6.12% 3	59.76% 49	3.43	
Q1: Associate Professor	13.33% 2	0.00% 0	40.00% 6	20.00% 3	20.00% 3	6.67% 1	18.29% 15	3.47	
Q1: Professor	8.33% 1	0.00% 0	33.33% 4	25.00% 3	16.67% 2	16.67% 2	14.63% 12	3.08	
Working Part-time									
	1	2	3	4	5	6	TOTAL	SCORE	
Q1: Clinical instructor	0.00% 0	0.00% 0	0.00% 0	0.00% 0	0.00% 0	100.00% 1	1.22% 1	1.00	
Q1: Assistant Professor	6.25% 3	10.42% 5	6.25% 3	6.25% 3	12.50% 6	58.33% 28	58.54% 48	2.17	
Q1: Associate Professor	0.00% 0	6.67% 1	0.00% 0	13.33% 2	20.00% 3	60.00% 9	18.29% 15	1.73	

Q1: Professor	0.00% 0	0.00% 0	0.00% 0	20.00% 2	20.00% 2	60.00% 6	12.20% 10	1.60
---------------	------------	------------	------------	-------------	-------------	-------------	--------------	------

Navigating gender dynamics in the workplace								
	1	2	3	4	5	6	TOTAL	SCORE
Q1: Clinical instructor	100.00% 1	0.00% 0	0.00% 0	0.00% 0	0.00% 0	0.00% 0	1.22% 1	6.00
Q1: Assistant Professor	24.49% 12	18.37% 9	28.57% 14	16.33% 8	8.16% 4	4.08% 2	59.76% 49	4.22
Q1: Associate Professor	12.50% 2	12.50% 2	25.00% 4	25.00% 4	12.50% 2	12.50% 2	19.51% 16	3.50
Q1: Professor	9.09% 1	9.09% 1	27.27% 3	18.18% 2	27.27% 3	9.09% 1	13.41% 11	3.27

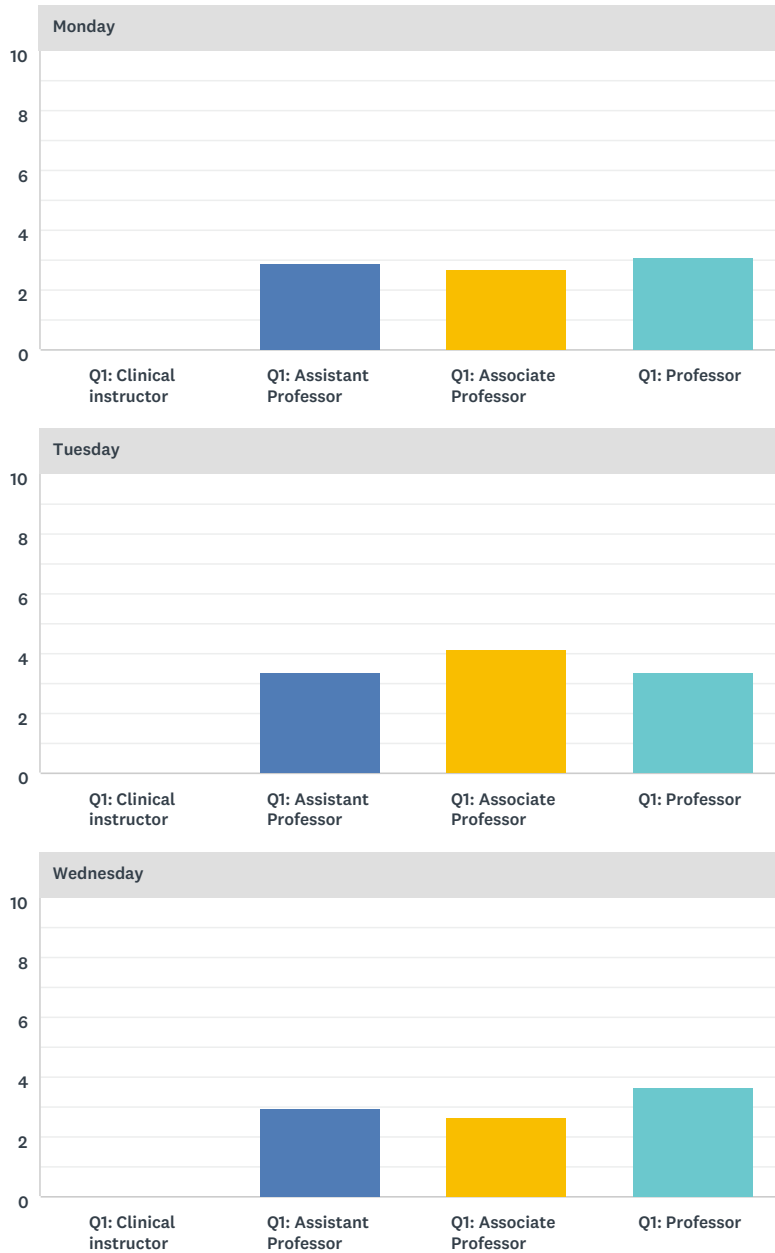
Conflict management								
	1	2	3	4	5	6	TOTAL	SCORE
Q1: Clinical instructor	0.00% 0	100.00% 1	0.00% 0	0.00% 0	0.00% 0	0.00% 0	1.22% 1	5.00
Q1: Assistant Professor	30.00% 15	18.00% 9	12.00% 6	20.00% 10	18.00% 9	2.00% 1	60.98% 50	4.16
Q1: Associate Professor	35.29% 6	41.18% 7	5.88% 1	11.76% 2	0.00% 0	5.88% 1	20.73% 17	4.82
Q1: Professor	50.00% 6	41.67% 5	8.33% 1	0.00% 0	0.00% 0	0.00% 0	14.63% 12	5.42

Performance Management								
	1	2	3	4	5	6	TOTAL	SCORE
Q1: Clinical instructor	0.00% 0	0.00% 0	0.00% 0	0.00% 0	100.00% 1	0.00% 0	1.22% 1	2.00
Q1: Assistant Professor	24.00% 12	36.00% 18	12.00% 6	16.00% 8	10.00% 5	2.00% 1	60.98% 50	4.42
Q1: Associate Professor	23.53% 4	35.29% 6	11.76% 2	11.76% 2	17.65% 3	0.00% 0	20.73% 17	4.35
Q1: Professor	16.67% 2	41.67% 5	16.67% 2	16.67% 2	8.33% 1	0.00% 0	14.63% 12	4.42

Just Culture								
	1	2	3	4	5	6	TOTAL	SCORE
Q1: Clinical instructor	0.00% 0	0.00% 0	0.00% 0	100.00% 1	0.00% 0	0.00% 0	1.22% 1	3.00
Q1: Assistant Professor	4.08% 2	4.08% 2	24.49% 12	14.29% 7	28.57% 14	24.49% 12	59.76% 49	2.67
Q1: Associate Professor	16.67% 3	11.11% 2	16.67% 3	16.67% 3	22.22% 4	16.67% 3	21.95% 18	3.33
Q1: Professor	18.18% 2	9.09% 1	18.18% 2	18.18% 2	27.27% 3	9.09% 1	13.41% 11	3.45

Q6 What day of the week is best for you to be able to participate in activities? (1 = most interested; 5 = least interested)

Answered: 81 Skipped: 1





Monday									
	1	2	3	4	5	TOTAL	SCORE		
Q1: Clinical instructor	0.00% 0	0.00% 0	0.00% 0	0.00% 0	0.00% 0	0.00% 0	0.00% 0	0.00%	0.00
Q1: Assistant Professor	25.53% 12	12.77% 6	17.02% 8	14.89% 7	29.79% 14	58.02% 47	58.02%	2.89	
Q1: Associate Professor	7.14% 1	14.29% 2	50.00% 7	0.00% 0	28.57% 4	17.28% 14	17.28%	2.71	
Q1: Professor	25.00% 3	25.00% 3	8.33% 1	16.67% 2	25.00% 3	14.81% 12	14.81%	3.08	
Tuesday									
	1	2	3	4	5	TOTAL	SCORE		
Q1: Clinical instructor	0.00% 0	0.00% 0	0.00% 0	0.00% 0	0.00% 0	0.00% 0	0.00% 0	0.00%	0.00
Q1: Assistant Professor	18.75% 9	39.58% 19	10.42% 5	20.83% 10	10.42% 5	59.26% 48	59.26%	3.35	
Q1: Associate Professor	46.67% 7	33.33% 5	6.67% 1	13.33% 2	0.00% 0	18.52% 15	18.52%	4.13	
Q1: Professor	16.67% 2	25.00% 3	33.33% 4	25.00% 3	0.00% 0	14.81% 12	14.81%	3.33	
Wednesday									
	1	2	3	4	5	TOTAL	SCORE		
Q1: Clinical instructor	0.00% 0	0.00% 0	0.00% 0	0.00% 0	0.00% 0	0.00% 0	0.00% 0	0.00%	0.00
Q1: Assistant Professor	23.53% 12	5.88% 3	31.37% 16	19.61% 10	19.61% 10	62.96% 51	62.96%	2.94	
Q1: Associate Professor	14.29% 2	0.00% 0	35.71% 5	35.71% 5	14.29% 2	17.28% 14	17.28%	2.64	
Q1: Professor	41.67% 5	16.67% 2	16.67% 2	16.67% 2	8.33% 1	14.81% 12	14.81%	3.67	
Thursday									
	1	2	3	4	5	TOTAL	SCORE		

Q1: Clinical instructor	0.00%	0.00%	0.00%	0.00%	0.00%	0.00%	0.00%	0.00
	0	0	0	0	0	0	0	
Q1: Assistant Professor	22.92%	27.08%	18.75%	22.92%	8.33%	59.26%		3.33
	11	13	9	11	4	48		
Q1: Associate Professor	18.75%	31.25%	0.00%	18.75%	31.25%	19.75%		2.88
	3	5	0	3	5	16		
Q1: Professor	8.33%	16.67%	25.00%	33.33%	16.67%	14.81%		2.67
	1	2	3	4	2	12		
Friday								
	1	2	3	4	5	TOTAL	SCORE	
Q1: Clinical instructor	0.00%	0.00%	0.00%	0.00%	0.00%	0.00%	0.00%	0.00
	0	0	0	0	0	0	0	
Q1: Assistant Professor	10.87%	13.04%	21.74%	21.74%	32.61%	56.79%		2.48
	5	6	10	10	15	46		
Q1: Associate Professor	26.67%	13.33%	6.67%	26.67%	26.67%	18.52%		2.87
	4	2	1	4	4	15		
Q1: Professor	8.33%	16.67%	16.67%	8.33%	50.00%	14.81%		2.25
	1	2	2	1	6	12		

Q7 What time of day is the best for you to be able to participate in activities? (1 = most interested; 5 = least interested)

Answered: 82 Skipped: 0





Before 7 AM								
	1	2	3	4	5	TOTAL	SCORE	
Q1: Clinical instructor	100.00% 1	0.00% 0	0.00% 0	0.00% 0	0.00% 0	1.22% 1		5.00
Q1: Assistant Professor	2.13% 1	8.51% 4	0.00% 0	25.53% 12	63.83% 30	57.32% 47		1.60
Q1: Associate Professor	16.67% 2	0.00% 0	8.33% 1	16.67% 2	58.33% 7	14.63% 12		2.00
Q1: Professor	0.00% 0	10.00% 1	10.00% 1	20.00% 2	60.00% 6	12.20% 10		1.70

Before Noon								
	1	2	3	4	5	TOTAL	SCORE	
Q1: Clinical instructor	0.00% 0	0.00% 0	0.00% 0	0.00% 0	100.00% 1	1.22% 1		1.00
Q1: Assistant Professor	12.77% 6	12.77% 6	34.04% 16	25.53% 12	14.89% 7	57.32% 47		2.83
Q1: Associate Professor	18.75% 3	31.25% 5	31.25% 5	12.50% 2	6.25% 1	19.51% 16		3.44
Q1: Professor	20.00% 2	0.00% 0	20.00% 2	20.00% 2	40.00% 4	12.20% 10		2.40

Lunch (12-1 PM)								
	1	2	3	4	5	TOTAL	SCORE	
Q1: Clinical instructor	0.00% 0	0.00% 0	100.00% 1	0.00% 0	0.00% 0	1.22% 1		3.00
Q1: Assistant Professor	36.96% 17	26.09% 12	26.09% 12	8.70% 4	2.17% 1	56.10% 46		3.87
Q1: Associate Professor	58.82% 10	29.41% 5	5.88% 1	5.88% 1	0.00% 0	20.73% 17		4.41
Q1: Professor	20.00% 2	40.00% 4	10.00% 1	30.00% 3	0.00% 0	12.20% 10		3.50

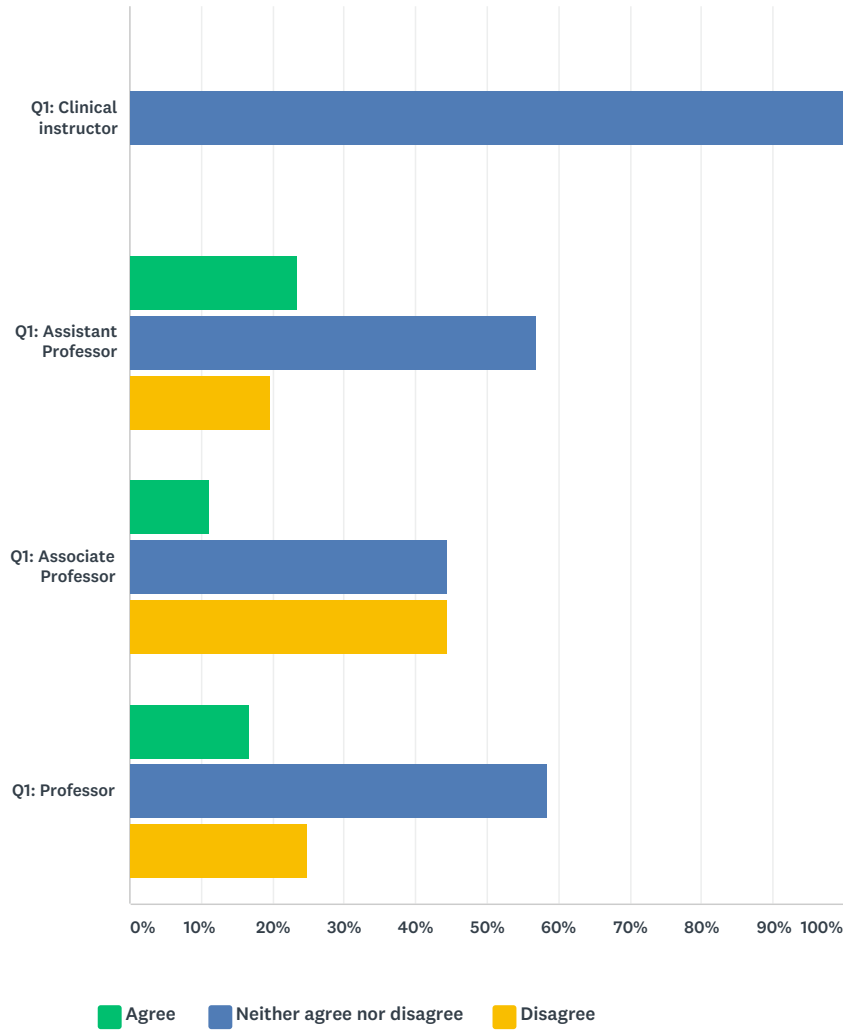
Afternoon								
	1	2	3	4	5	TOTAL	SCORE	

Q1: Clinical instructor	0.00% 0	0.00% 0	0.00% 0	100.00% 1	0.00% 0	1.22% 1	2.00
Q1: Assistant Professor	31.91% 15	44.68% 21	19.15% 9	2.13% 1	2.13% 1	57.32% 47	4.02
Q1: Associate Professor	12.50% 2	31.25% 5	43.75% 7	6.25% 1	6.25% 1	19.51% 16	3.38
Q1: Professor	41.67% 5	33.33% 4	25.00% 3	0.00% 0	0.00% 0	14.63% 12	4.17

After 5 PM							
	1	2	3	4	5	TOTAL	SCORE
Q1: Clinical instructor	0.00% 0	100.00% 1	0.00% 0	0.00% 0	0.00% 0	1.22% 1	4.00
Q1: Assistant Professor	20.83% 10	8.33% 4	18.75% 9	35.42% 17	16.67% 8	58.54% 48	2.81
Q1: Associate Professor	7.69% 1	7.69% 1	7.69% 1	53.85% 7	23.08% 3	15.85% 13	2.23
Q1: Professor	30.00% 3	10.00% 1	30.00% 3	30.00% 3	0.00% 0	12.20% 10	3.40

Q8 Providing food at an activity is very important to my participation.

Answered: 82 Skipped: 0



	AGREE	NEITHER AGREE NOR DISAGREE	DISAGREE	TOTAL
Q1: Clinical instructor	0.00% 0	100.00% 1	0.00% 0	1.22% 1
Q1: Assistant Professor	23.53% 12	56.86% 29	19.61% 10	62.20% 51
Q1: Associate Professor	11.11% 2	44.44% 8	44.44% 8	21.95% 18
Q1: Professor	16.67% 2	58.33% 7	25.00% 3	14.63% 12
Total Respondents	16	45	21	82

Q9 Please list any additional topics of interest.

Answered: 35 Skipped: 47

	PLEASE LIST ANY ADDITIONAL TOPICS OF INTEREST.		TOTAL
Q1: Clinical instructor		0.00% 0	0.00% 0
Q1: Assistant Professor		100.00% 19	54.29% 19
Q1: Associate Professor		100.00% 8	22.86% 8
Q1: Professor		100.00% 8	22.86% 8
Total Respondents	35		35

Q10 Please suggest speakers of interest.

Answered: 26 Skipped: 56

	PLEASE SUGGEST SPEAKERS OF INTEREST.	TOTAL
Q1: Clinical instructor	0.00% 0	0.00% 0
Q1: Assistant Professor	100.00% 15	57.69% 15
Q1: Associate Professor	100.00% 6	23.08% 6
Q1: Professor	100.00% 5	19.23% 5
Total Respondents	26	26

Q11 The current Working Groups include:Equity and Diversity Working GroupPromotion and Advancement Working GroupWork-Life Balance and Wellness Working GroupCareer Stage Working GroupPlease suggest any other Working Groups.

Answered: 25 Skipped: 57

	THE CURRENT WORKING GROUPS INCLUDE:EQUNITY AND DIVERSITY WORKING GROUPPROMOTION AND ADVANCEMENT WORKING GROUPWORK-LIFE BALANCE AND WELLNESS WORKING GROUPCAREER STAGE WORKING GROUPPLEASE SUGGEST ANY OTHER WORKING GROUPS.	TOTAL
Q1: Clinical instructor	0.00% 0	0.00% 0
Q1: Assistant Professor	100.00% 14	56.00% 14
Q1: Associate Professor	100.00% 6	24.00% 6
Q1: Professor	100.00% 5	20.00% 5
Total Respondents	25	25