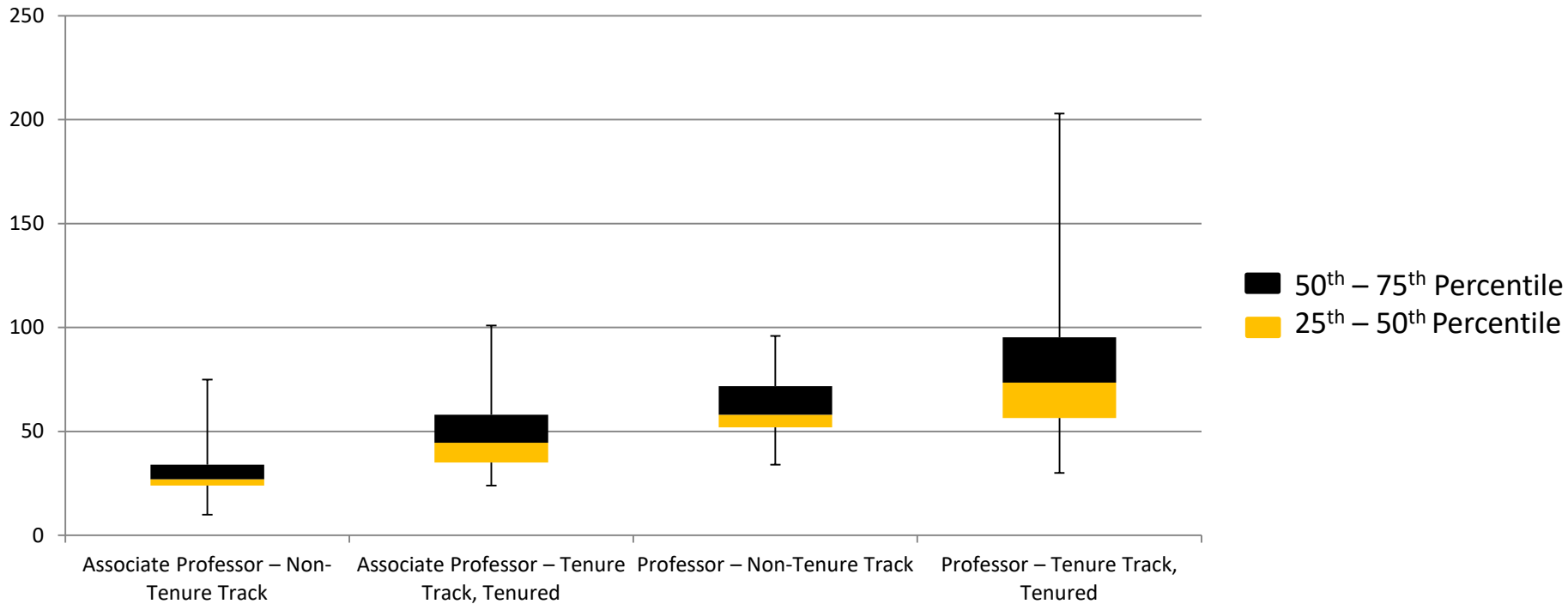


FY18-FY20 APT Analysis

Total Peer-Reviewed Articles for Successful *Full-Time* Promotion and/or Tenure Candidates
(does not include new appointments)

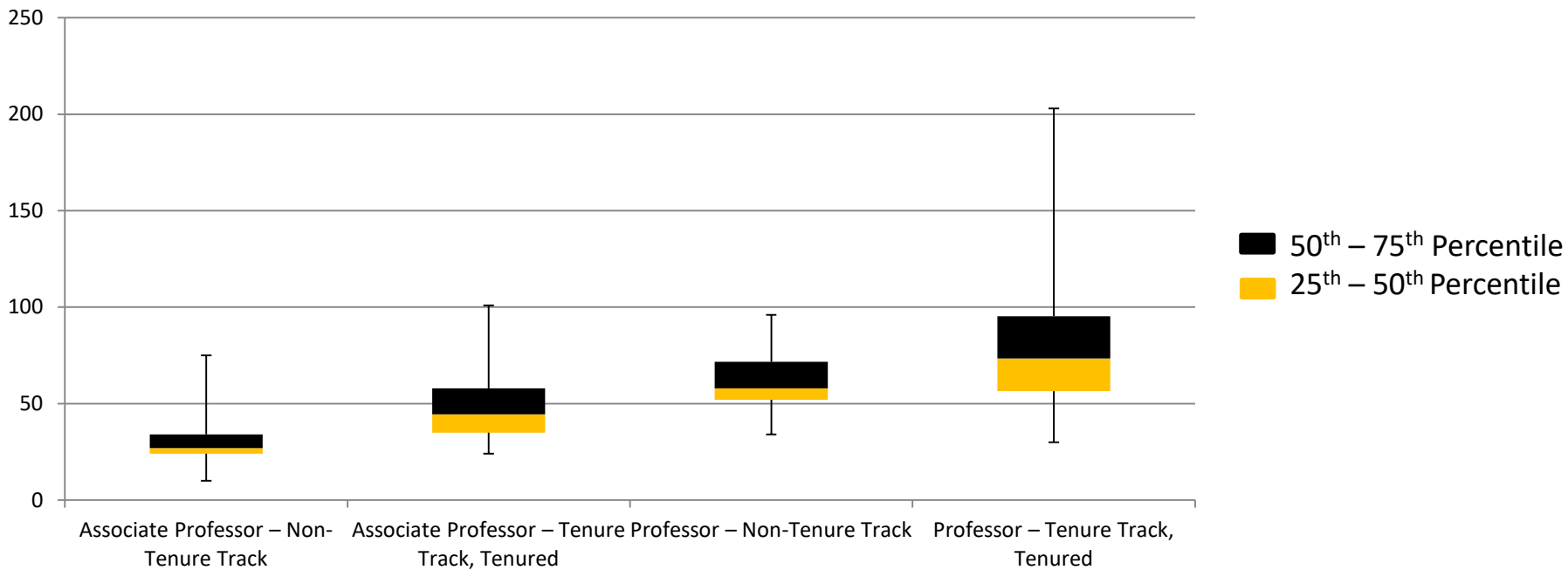
Rank, Tenure Status	Successful Actions	Total Articles the Year of Review	
		25th Percentile	75th Percentile
Associate Professor – Non-Tenure Track	69	24	34
Associate Professor – Tenure Track, Tenured	28	35	58
Professor – Non-Tenure Track	30	52	72
Professor – Tenure Track, Tenured	42	57	95



FY18-FY20 APT Analysis

Total Peer-Reviewed Articles for Successful *Full-Time* Promotion and/or Tenure Candidates
(does not include new appointments)

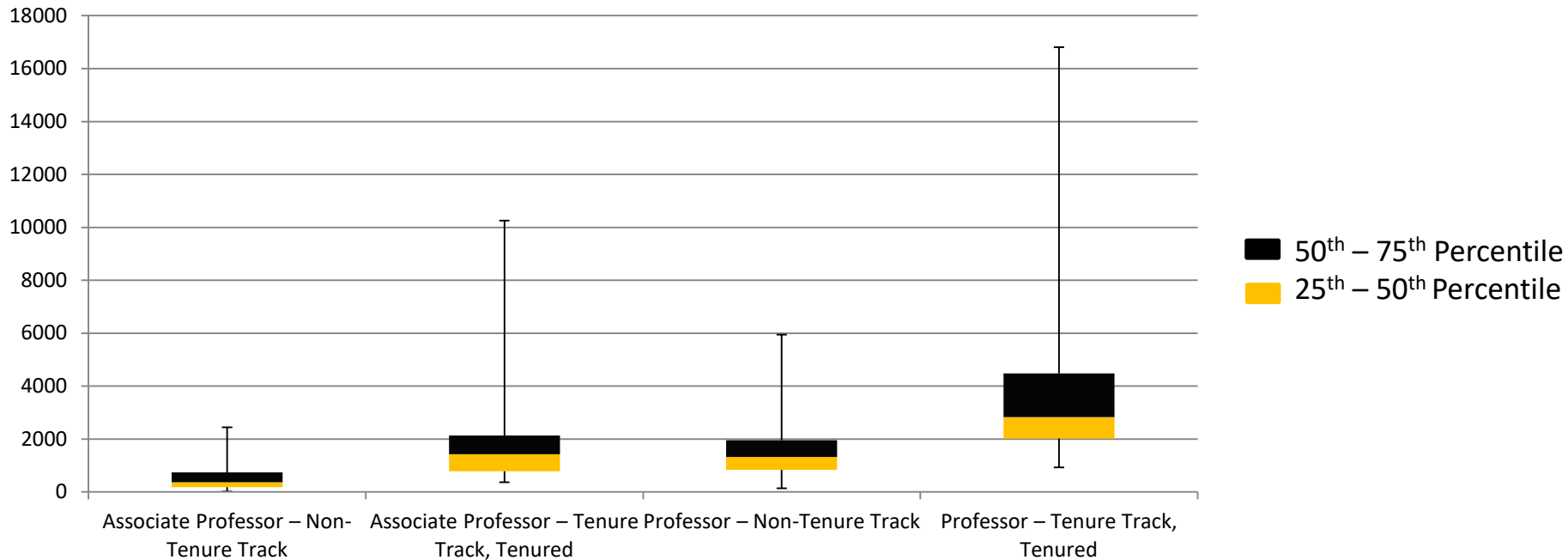
Rank, Tenure Status	Successful Actions	Total Articles the Year of Review		
		25th Percentile	Path 2 (NTT)	75th Percentile
Associate Professor – Non-Tenure Track	69	24	14	34
Associate Professor – Tenure Track, Tenured	28	35	-	58
Professor – Non-Tenure Track	30	52	31	72
Professor – Tenure Track, Tenured	42	57	-	95



FY18-FY20 APT Analysis

Total Citations for Successful *Full-Time* Promotion and/or Tenure Candidates
(does not include new appointments)

Rank, Tenure Status	Successful Actions	Total Citations the Year of Review	
		25th Percentile	75th Percentile
Associate Professor – Non-Tenure Track	69	179	737
Associate Professor – Tenure Track, Tenured	28	779	2132
Professor – Non-Tenure Track	30	840	1955
Professor – Tenure Track, Tenured	42	2017	4481



FY18-FY20 APT Analysis

H Index for Successful *Full-Time* Promotion and/or Tenure Candidates
(does not include new appointments)

Rank, Tenure Status	Successful Actions	H Index the Year of Review	
		25th Percentile	75th Percentile
Associate Professor – Non-Tenure Track	69	7	13
Associate Professor – Tenure Track, Tenured	28	14	22
Professor – Non-Tenure Track	30	15	22
Professor – Tenure Track, Tenured	42	22	33

